









Dy




3. 3. Ethnic Background

		Response Percent	Response Count
White		87.2%	34
Black/African-American		2.6%	1
Asian		5.1%	2
Hispanic/Latino		2.6%	1
American Indian/Alaskan Native		0.0%	0
Native Hawaiian/Other Pacific Islander		0.0%	0
Two or more races		2.6%	1
answered question			39
skipped question			0

4. 4. Are you a U.S. citizen?

		Response Percent	Response Count
Yes		100.0%	39
No		0.0%	0
answered question			39
skipped question			0


5. 5. What is your residency classification at MSU?

		Response Percent	Response Count
In-state		82.1%	32
Out-of-state		15.4%	6
International		2.6%	1
answered question			39
skipped question			0





Dy

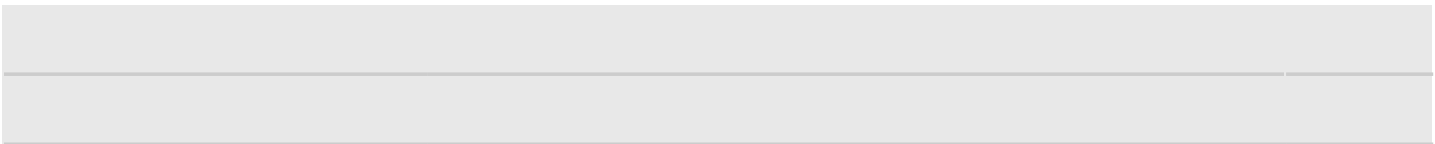
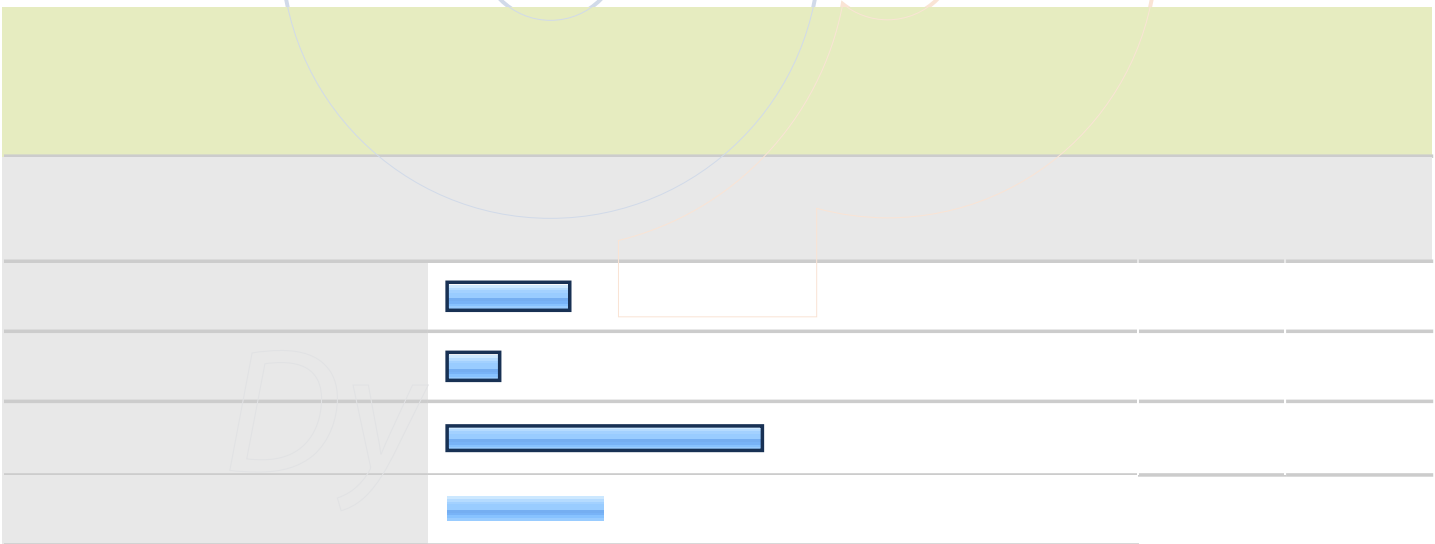
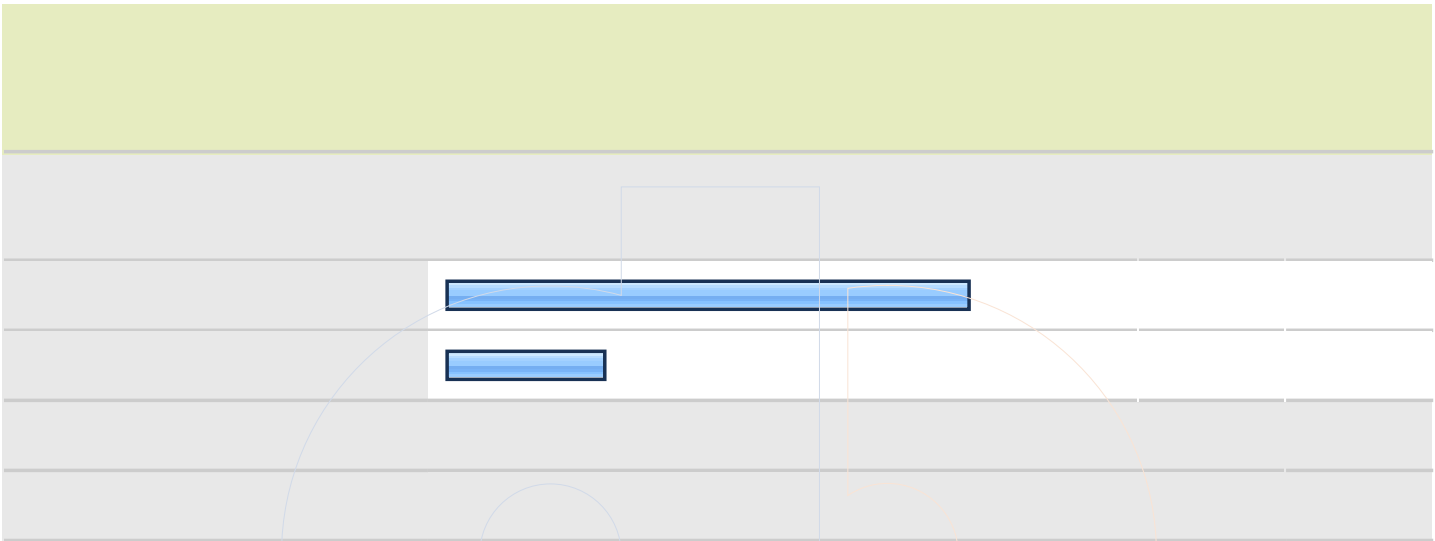


Dy

11. 11. Appr 0 1 410.0012 31ximT0.1sly what percent of your Univ.921930ty293 Do Q Q 0.



Dy



16. 16. In what range does your grade point average fall?

		Response Percent	Response Count
Less than 2.00		0.0%	0
2.00-2.50		0.0%	0
2.51-3.00		5.1%	2
3.01-3.50		51.3%	20
3.51-4.00		43.6%	17
answered question			39
skipped question			0

Dy

17. 17. Please identify the program/major in which you are earning a degree. If you have a double major, check both of your majors. (Note: Liberal Arts and Integrated Studies Students, check Liberal Arts or Integrated Studies. Do not check your field of study as a major.)

	Response Percent	Response Count
Accounting	0.0%	0
Advertising	0.0%	0
Agricultural Science & Technology (associate's)	0.0%	0
Agricultural Science (bachelor's)	0.0%	0
Animal Technology/Animal-Equine	0.0%	0
Animal Technology/Vet Tech, Pre-Vet	0.0%	0
Applied Physics	0.0%	0
Art	0.0%	0
Athletic Training	0.0%	0
Biology	0.0%	0
Business Administration (associate's)	0.0%	0
Business Administration (bachelor's)	0.0%	0
Career & Technical Education (associate's)	0.0%	0
Career & Technical Education (bachelor's)	0.0%	0
Chemistry	0.0%	0
Civil Engineering Technology (associate's)	0.0%	0
	answered question	39
	skipped question	0



17. 17. Please identify the program/major in which you are earning a degree. If you have a double major, check both of your majors. (Note: Liberal Arts and Integrated Studies Students, check Liberal Arts or Integrated Studies. Do not check your field of study as a major.)

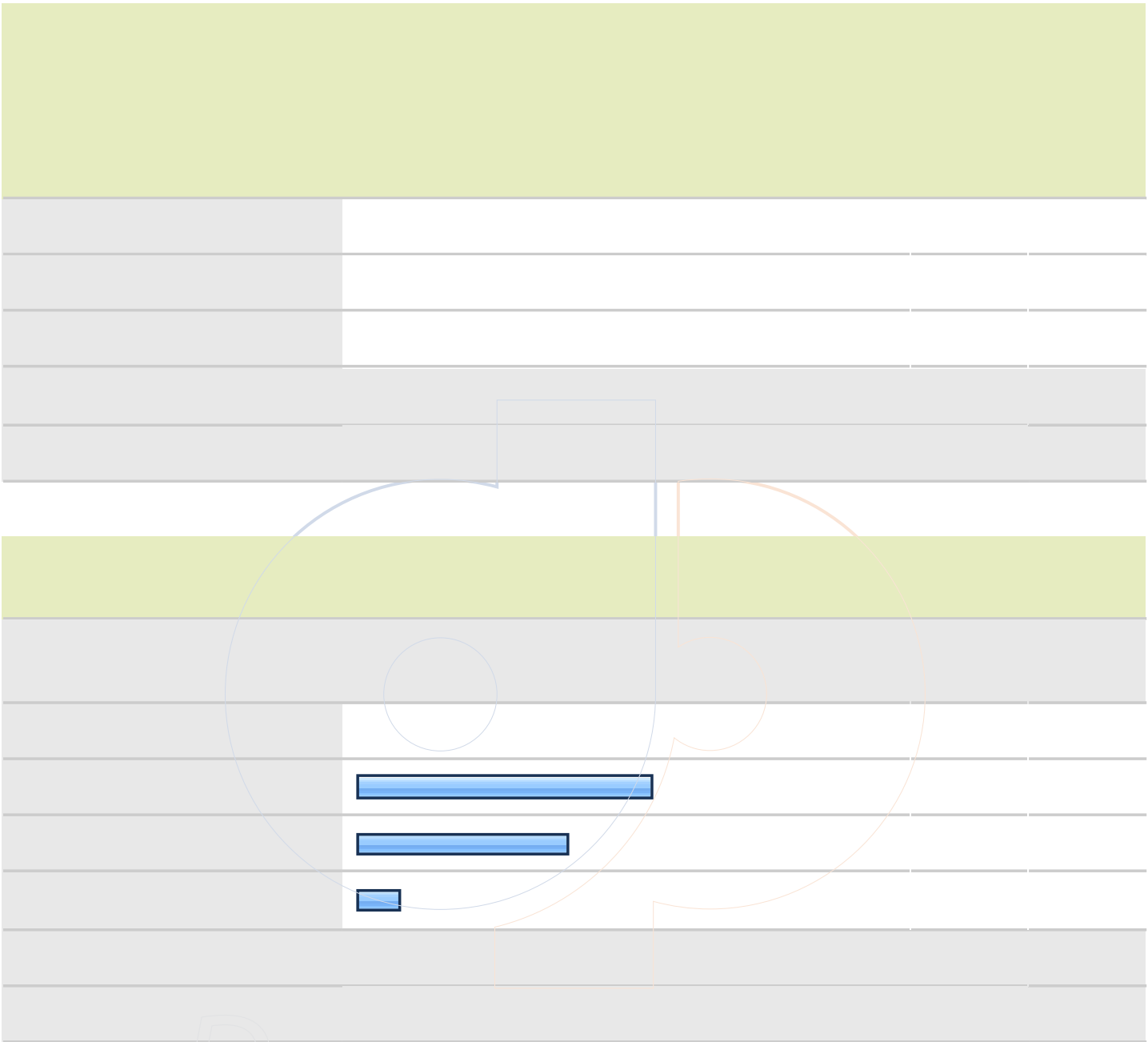
Civil Engineering Technology (bachelor's)	0.0%	0
Communication Disorders	0.0%	0
Community Health	0.0%	0
Computer Information Systems	0.0%	0
Computer Science	0.0%	0
Creative Writing (BFA)	0.0%	0
Criminal Justice	0.0%	0
Economics	0.0%	0
Electromechanical Engineering Technology	0.0%	0
Elementary School Education	0.0%	0
Engineering Graphics & Design	0.0%	0
Engineering Physics	0.0%	0
English	0.0%	0
English Education (TESOL)	0.0%	0
Exercise Science	0.0%	0
Finance	0.0%	0
French	0.0%	0
General Studies (associate's)	0.0%	0
Geosciences	0.0%	0
German	0.0%	0
answered question		39
skipped question		0

17. 17. Please identify the program/major in which you are earning a degree. If you have a double major, check both of your majors. (Note: Liberal Arts and Integrated Studies Students, check Liberal Arts or Integrated Studies. Do not check your field of study as a major.)

Graphic Communications Media	0.0%	0
Health & Physical Education	0.0%	0
Health Information Administration	0.0%	0
History	0.0%	0
Industrial Technology (associate's)	0.0%	0
Integrated Studies (BIS)	0.0%	0
Interdisciplinary Early Childhood Education	0.0%	0
Interior Design	0.0%	0
International Business	0.0%	0
International Studies	0.0%	0
Japanese	0.0%	0
Journalism	0.0%	0
Learning & Behavior Disorders	0.0%	0
Liberal Arts	0.0%	0
Logistics & Supply Chain Management	0.0%	0
Management	0.0%	0
Manufacturing Technology	0.0%	0
Marketing	0.0%	0
Mathematics	0.0%	0
answered question		39
skipped question		0

17. 17. Please identify the program/major in which you are earning a degree. If you have a double major, check both of your majors. (Note: Liberal Arts and Integrated Studies Students, check Liberal Arts or Integrated Studies. Do not check your field of study as a major.)

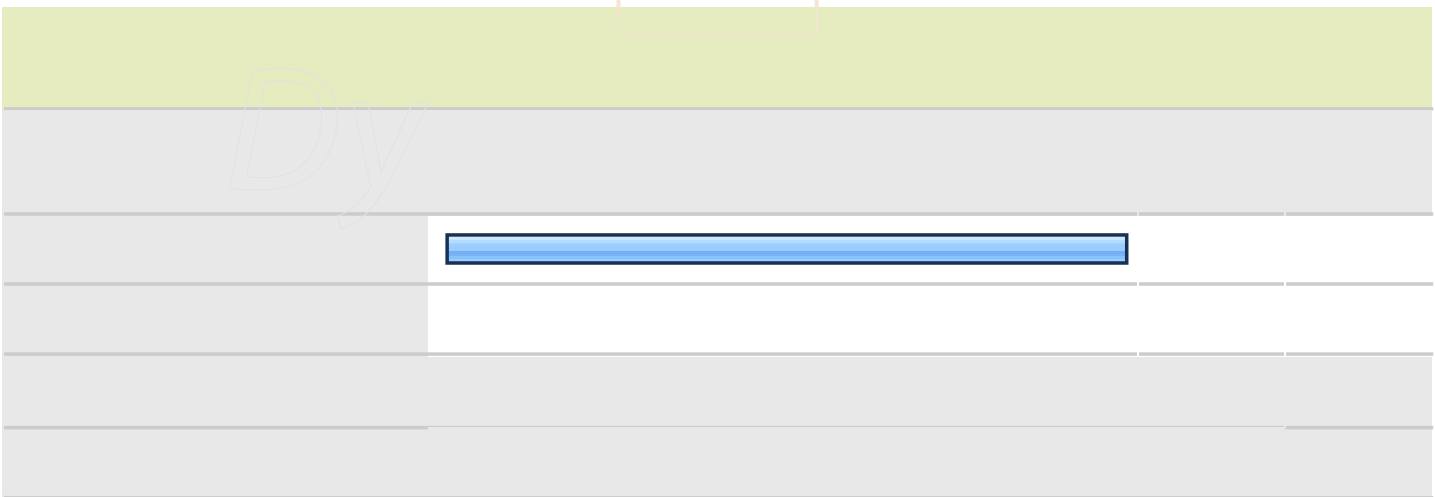
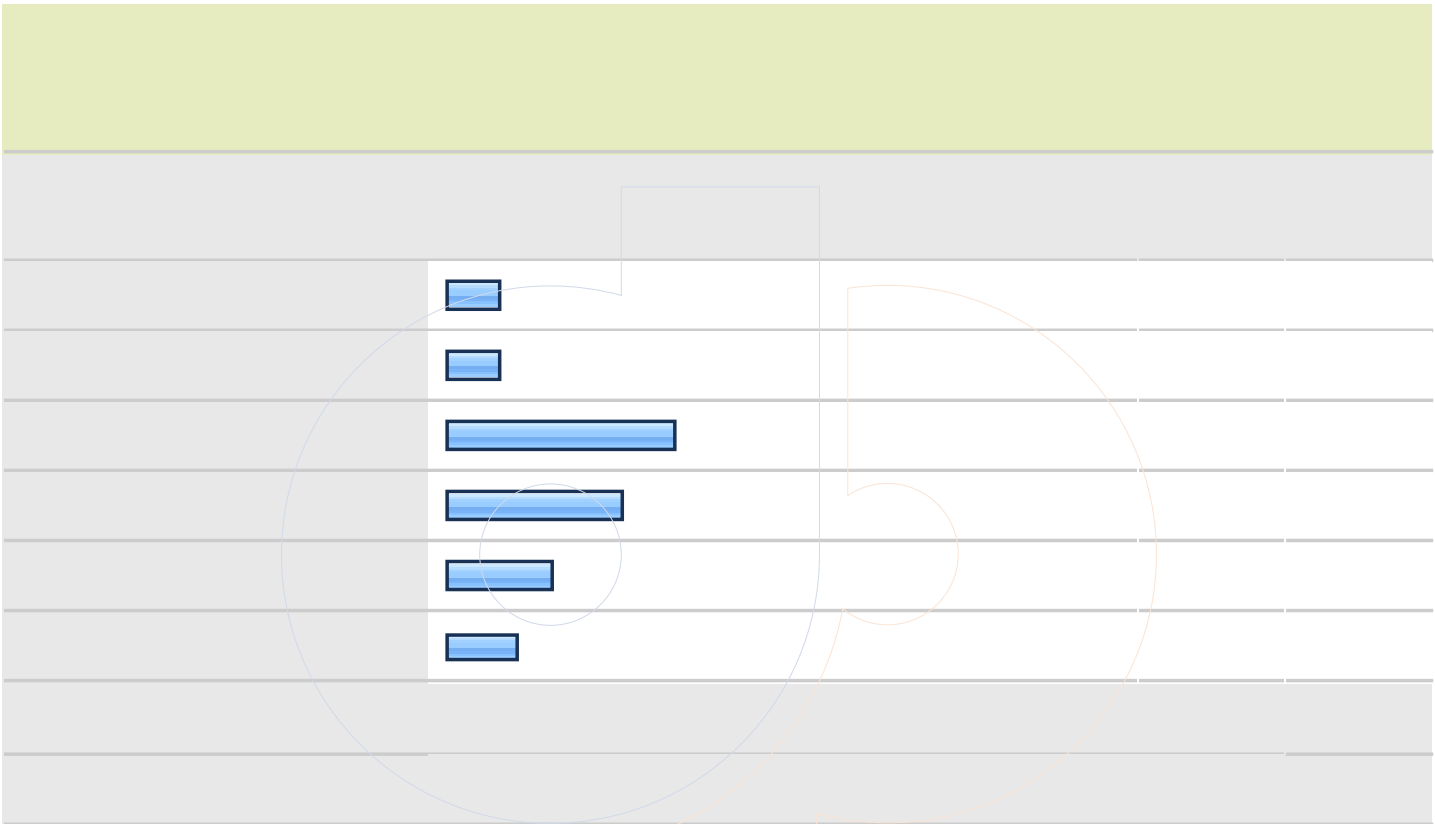
Middle School Education		0.0%	0
Music		0.0%	0
Music Business		0.0%	0
Nonprofit Leadership Studies		0.0%	0
Nursing		71.8%	28
Nursing/RN to BSN		28.2%	11
Nutrition, Dietetics, & Food Mgmt		0.0%	0
Occupational Safety and Health		0.0%	0
Organizational Communication		0.0%	0
Philosophy		0.0%	0
Physics		0.0%	0
Political Science		0.0%	0
Psychology		0.0%	0
Public Administration		0.0%	0
Public Relations		0.0%	0
Recreation & Leisure Services		0.0%	0
Social Work		0.0%	0
Sociology		0.0%	0
Spanish		0.0%	0
Telecommunications Systems Mgmt		0.0%	0
answered question			39
skipped question			0



19. 21. Which best describes your situation?

		Response Percent	Response Count
Did not change major/area		74.4%	29
Did not initially declare major/area		2.6%	1
Changed major/area		23.1%	9
		answered question	39
		skipped question	0







22. 24. What time would you have preferred?

	Response Percent	Response Count
Late afternoon	0.0%	0
Evening	0.0%	0
Weekend	0.0%	0
During the day	0.0%	0
Online	0.0%	0
answered question		0
skipped question		39



23. 25. Which best describes the location where you completed the majority of your courses?

	Response Percent	Response Count
Murray	66.7%	26
Paducah	2.6%	1
Ft. Campbell	2.6%	1
Madisonville	2.6%	1
Hopkinsville	0.0%	0
Henderson	0.0%	0
Online	25.6%	10
Other (please specify)	0.0%	0
answered question		39
skipped question		0

24. 26. Did you take any online courses while at Murray State?








		Response Percent	Response Count
Yes		66.7%	26
No		33.3%	13
answered question			39
skipped question			0

25. 27. Did it take you an extra semester or more to complete degree requirements at Murray State?

		Response Percent	Response Count
Yes		33.3%	13
No		66.7%	26
answered question			39
skipped question			0

Dy

26. 28. Why did it take you an extra semester or more?



		Response Percent	Response Count
Work obligation limited my enrollment.		16.7%	2
Family obligations limited my enrollment.		16.7%	2
Tuition and other costs of attendance limited my enrollment.		8.3%	1
A decision to change majors added to my requirements.		16.7%	2
A required course or courses were not offered.		25.0%	3
Credits were lost transferring to Murray State.		8.3%	1
Other (please specify)		41.7%	5
		answered question	12
		skipped question	27

Dy





26. 28. Why did it take you an extra semester or more?

answered question	12
skipped question	27

27. 29. Did you have trouble getting any course(s) you needed while at Murray State?

		Response Percent	Response Count
Yes		28.2%	11
No		71.8%	28
		answered question	39
		skipped question	0

28. 30. Why did you have trouble getting the course?

		Response Percent	Response Count
The course was not offered the semester I needed it.		36.4%	4
The course was not offered at hours convenient to my work schedule.		0.0%	0
The course was not offered at hours suitable for my school schedule.		18.2%	2
All course sections were closed.		36.4%	4
I was unaware of the prerequisites for the course.		9.1%	1
		answered question	11
		skipped question	28





29. 31. Which statement best describes your experience with off-campus coop/internship?

		Response Percent	Response Count
Cannot judge; I did not have one.		55.3%	21
My experience was very valuable.		23.7%	9
My experience was valuable.		15.8%	6
My experience was of little value.		5.3%	2
My experience was of no value.		0.0%	0
		answered question	38
		skipped question	1

30. 32. Which statement best describes your experience with on-campus faculty-directed research, scholarly, or creative project?

		Response Percent	Response Count
Cannot judge; I did not have one.		42.1%	16
My experience was very valuable.		21.1%	8
My experience was valuable.		26.3%	10
My experience was of little value.		10.5%	4
My experience was of no value.		0.0%	0
		answered question	38
		skipped question	1

31. 33. Which statement best describes your experience with academic advising in your major/area?

		Response Percent	Response Count
Cannot judge; I did not make use of the opportunity.		5.3%	2
I was satisfied with information my adviser provided.		81.6%	31
Advice was inaccurate, incomplete, or misleading.		10.5%	4
My adviser was not available.		2.6%	1
		answered question	38
		skipped question	1

Dy

31. 33. Which statement best describes your experience with academic advising in your major/area?

answered question







Dy

34. Questions 56-89 For each of these services, activities or programs that you used, please indicate the extent to which you were satisfied that they met your needs. For those that you did not use, mark the "Did Not Use" option.

	Very satisfied	Satisfied	Dissatisfied	Very dissatisfied	Did Not Use	Rating Average	Rating Count
56. African-American/Multicultural Student Services	14.3% (5)	17.1% (6)	0.0% (0)	2.9% (1)	65.7% (23)	3.25	35
57. Blackboard/Canvas	51.4% (18)	42.9% (15)	2.9% (1)	0.0% (0)	2.9% (1)	3.50	35
58. Career Services Office	28.1% (9)	40.6% (13)	3.1% (1)	0.0% (0)	28.1% (9)	3.35	32
59. Cultural programming and activities	20.6% (7)	26.5% (9)	2.9% (1)	0.0% (0)	50.0% (17)	3.35	34
60. Degree audit (MAP report)	48.6% (17)	45.7% (16)	0.0% (0)	0.0% (0)	5.7% (2)	3.52	35
61. Financial Aid Office customer service	34.3% (12)	40.0% (14)	8.6% (3)	5.7% (2)	11.4% (4)	3.16	35
62. Dining Services	31.4% (11)	34.3% (12)	5.7% (2)	2.9% (1)	25.7% (9)	3.27	35
63. Graduation Office	26.5% (9)	38.2% (13)	2.9% (1)	0.0% (0)	32.4% (11)	3.35	34
64. Greek life and activities	22.9% (8)	22.9% (8)	2.9% (1)	0.0% (0)	51.4% (18)	3.41	35
65. Health Services	37.1% (13)	28.6%					
answered question							35
skipped question							4



Dy








34. Questions 56-89 For each of these services, activities or programs that you used, please indicate the extent to which you were satisfied that they met your needs. For those that you did not use, mark the "Did Not Use" option.

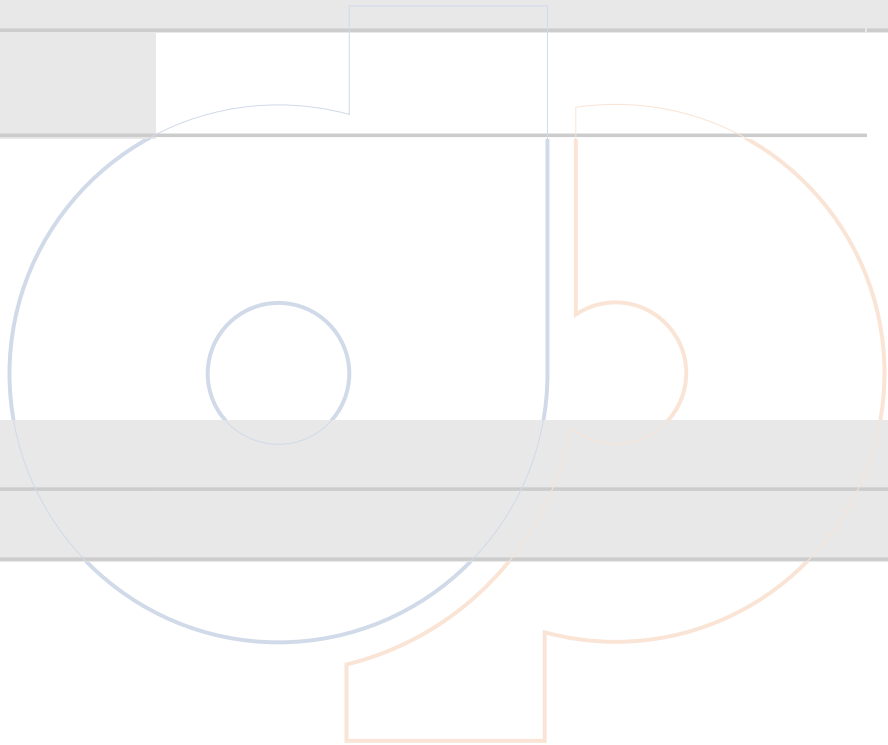

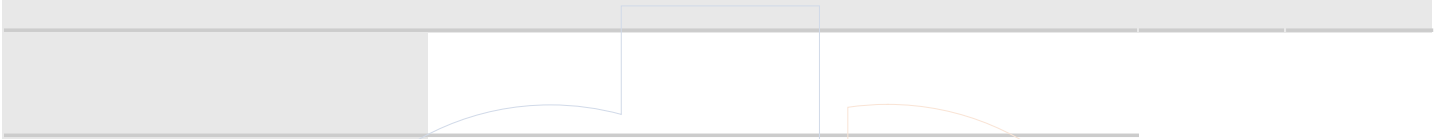
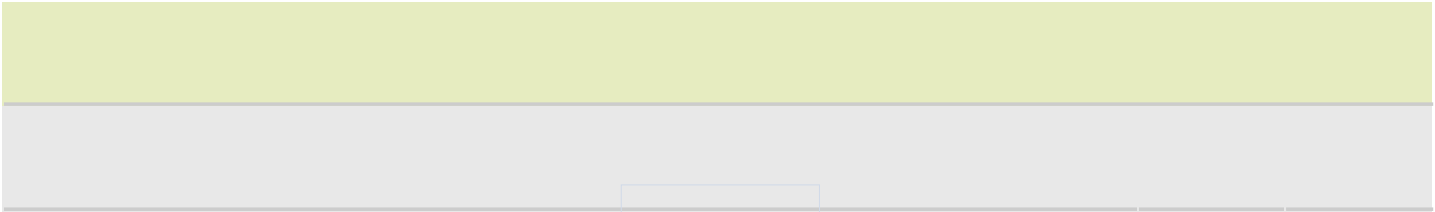

		answered question 35
		skipped question 35

Dy

35. 90. To what extent did you participate in Residential College activities?

		Response Percent	Response Count
Did not participate		50.0%	18
Frequently		11.1%	4
Occasionally		25.0%	9
Seldom		13.9%	5
answered question			36
skipped question			3






Dy

38. Questions 93-102 The University has formulated ten desired "Characteristics of the Murray State University Graduate." Please indicate how effective your MSU experience was in enhancing your abilities in each area.




38. Questions 93-102 The University has formulated ten desired "Characteristics of the Murray State University Graduate." Please indicate how effective your MSU experience was in enhancing your abilities in each area.

100. Understand the importance of the behaviors necessary to maintain a healthy lifestyle;	47.1% (16)	52.9% (18)	0.0% (0)	0.0% (0)	3.47	34
101. Demonstrate mastery of a chosen field of study;	47.1% (16)	52.9% (18)	0.0% (0)	0.0% (0)	3.47	34
102. Value intellectual pursuit and continuous learning in a changing world.	50.0% (17)	50.0% (17)	0.0% (0)	0.0% (0)	3.50	34

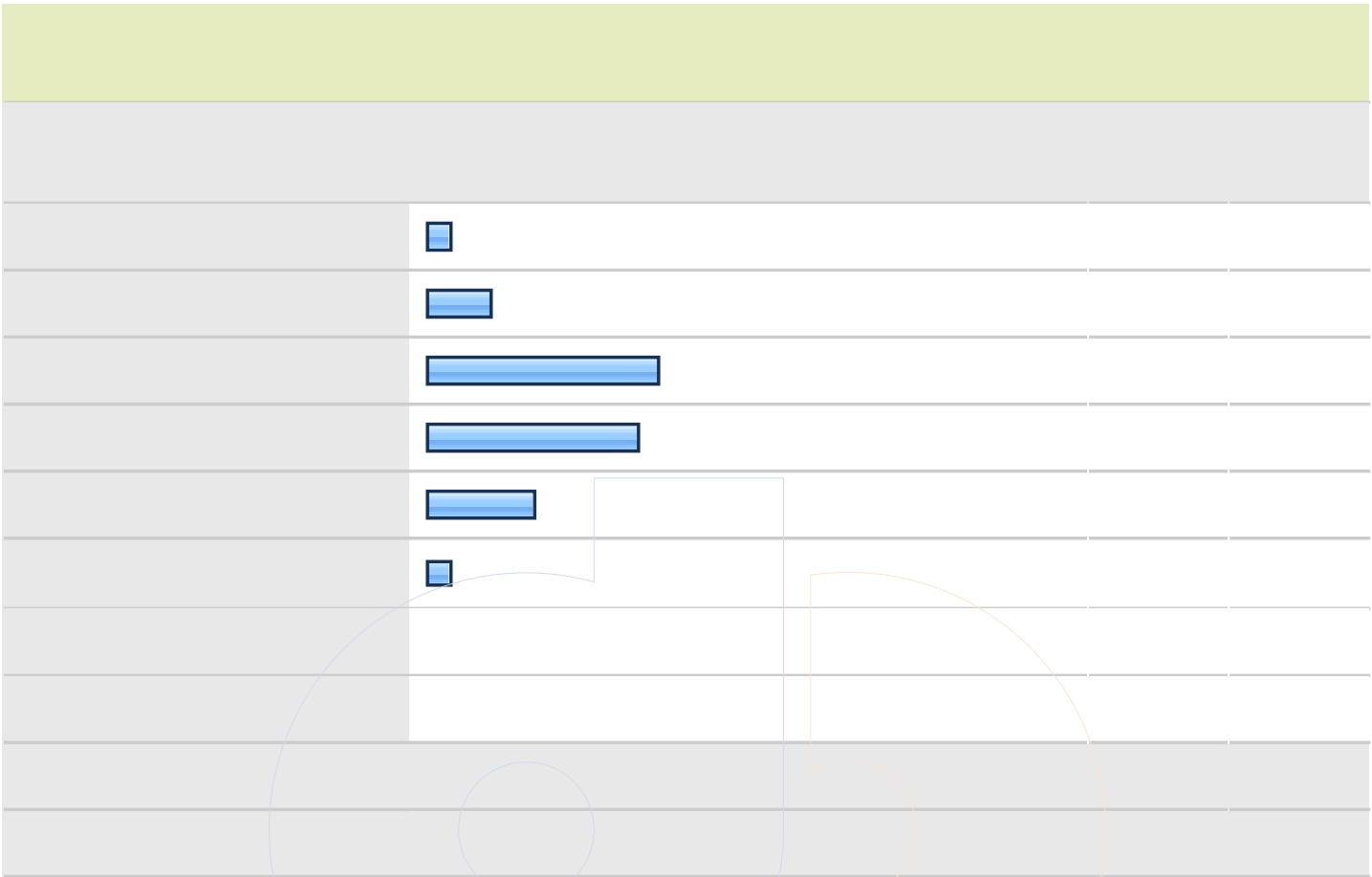


Dy





Dy



Dy

41. 105. If you intend to work full-time, what do you expect your salary to be?

answered question	31
skipped question	8

42. 106. If you intend to continue your education, please indicate which statement best describes the institution you will attend.


		Response Percent	Response Count
Murray State University		34.4%	11
University/College in Kentucky		12.5%	4
University/College outside Kentucky		18.8%	6
Does not apply		34.4%	11
		answered question	32
		skipped question	7

43. 107. "I would recommend Murray State University to a prospective student."

		Response Percent	Response Count
Strongly agree		30.6%	11
Agree		50.0%	18
Disagree		19.4%	7
Strongly disagree		0.0%	0
		answered question	36
		skipped question	3

44. Feedback:

	Response Count
	1
answered question	1
skipped question	38



45. 17. Please identify the program/major in which you are earning a degree. If you have a double major, check both of your majors. (Note: Liberal Arts and Integrated Studies Students, check Liberal Arts or Integrated Studies. Do not check your field of study as a major.)

	Response Percent	Response Count
Accounting	0.0%	0
Advertising	0.0%	0
Business Administration (associate's)	0.0%	0
Business Administration (bachelor's)	0.0%	0
Business GIS (certificate)	0.0%	0
Computer Information Systems	0.0%	0
Computer Science	0.0%	0
Economics	0.0%	0
Finance	0.0%	0
Graphic Communications Media	0.0%	0
International Business	0.0%	0
Journalism	0.0%	0
Management	0.0%	0
Marketing	0.0%	0
Organizational Communication	0.0%	0
Public Relations	0.0%	0
Television Production	0.0%	0
Telecommunications Systems Mgmt	0.0%	0
	answered question	0
	skipped question	39



Dy



45. 17. Please identify the program/major in which you are earning a degree. If you have a double major, check both of your majors. (Note: Liberal Arts and Integrated Studies Students, check Liberal Arts or Integrated Studies. Do not check your field of study as a major.)

Integrated Studies (BIS)	0.0%	0
General Studies (associate's)	0.0%	0
answered question		0
skipped question		39

