








### 3. 3. Ethnic Background

|  |  | Response Percent | Response Count |
|--|--|------------------|----------------|
| White                                  |  | 88.9%            | 8              |
| Black/African-American                 |  | 0.0%             | 0              |
| Asian                                  |  | 0.0%             | 0              |
| Hispanic/Latino                        |  | 0.0%             | 0              |
| American Indian/Alaskan Native         |   | 11.1%            | 1              |
| Native Hawaiian/Other Pacific Islander |  | 0.0%             | 0              |
| Two or more races                      |  | 0.0%             | 0              |
| <b>answered question</b>               |  |                  | <b>9</b>       |
| <b>skipped question</b>                |  |                  | <b>0</b>       |

### 4. 4. Are you a U.S. citizen?

|                          |  | Response Percent | Response Count |
|--------------------------|--|------------------|----------------|
| Yes                      |  | 100.0%           | 9              |
| No                       |  | 0.0%             | 0              |
| <b>answered question</b> |  |                  | <b>9</b>       |
| <b>skipped question</b>  |  |                  | <b>0</b>       |

### 5. 5. What is your residency classification at MSU?

|               |  | Response Percent         | Response Count |
|---------------|--|--------------------------|----------------|
| In-state      |  | 77.8%                    | 7              |
| Out-of-state  |   | 22.2%                    | 2              |
| International |  | 0.0%                     | 0              |
|               |  | <b>answered question</b> | <b>9</b>       |
|               |  | <b>skipped question</b>  | <b>0</b>       |



### 5. 5. What is your residency classification at MSU?

|                   |   |
|-------------------|---|
| answered question | 9 |
| skipped question  | 0 |



### 6. 6. Age

|               |  | Response Percent  | Response Count |
|---------------|--|-------------------|----------------|
| 24 or younger |  | 100.0%            | 9              |
| 25-34         |  | 0.0%              | 0              |
| 35-44         |  | 0.0%              | 0              |
| 45 or older   |  | 0.0%              | 0              |
|               |  | answered question | 9              |
|               |  | skipped question  | 0              |



### 7. 7. Has either of your parents received a bachelor's degree?

|     |  | Response Percent  | Response Count |
|-----|--|-------------------|----------------|
| Yes |  | 77.8%             | 7              |
| No  |  | 22.2%             | 2              |
|     |  | answered question | 9              |
|     |  | skipped question  | 0              |


### 8. 8. Has either of your parents received a degree from MSU?

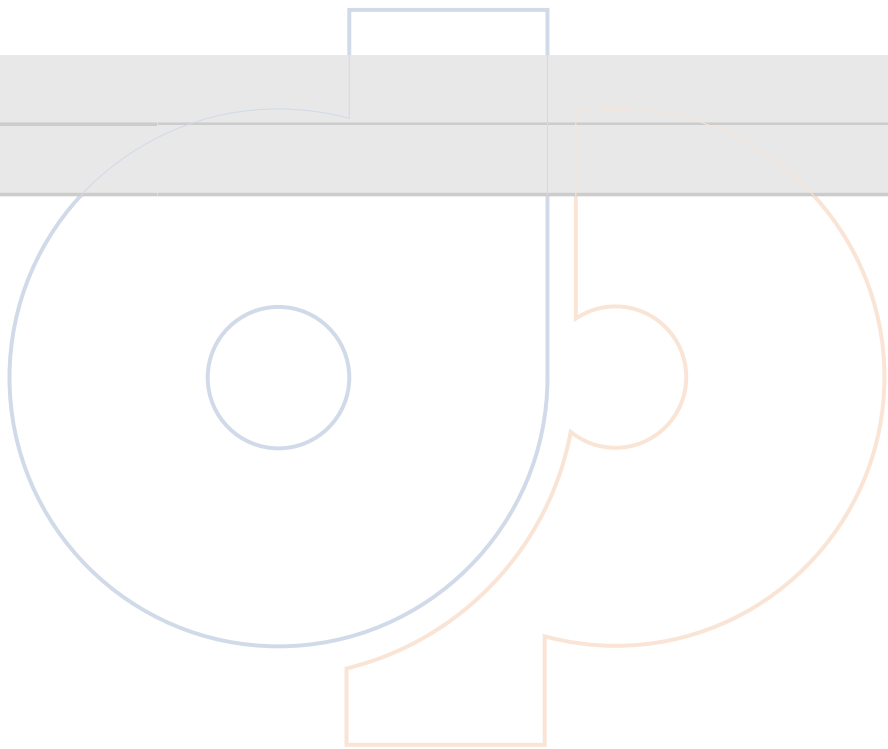
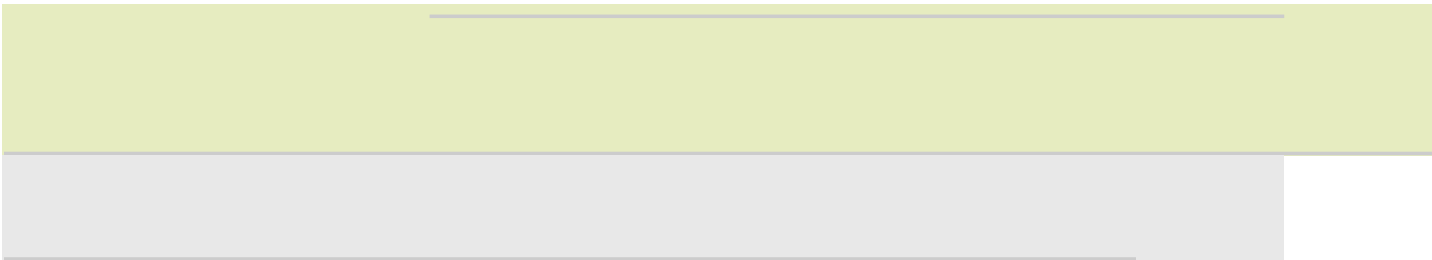
|                          |   | Response Percent | Response Count |
|--------------------------|---|------------------|----------------|
| Yes                      |  | 44.4%            | 4              |
| No                       |  | 55.6%            | 5              |
| <b>answered question</b> |   |                  | <b>9</b>       |
| <b>skipped question</b>  |   |                  | <b>0</b>       |

### 9. 9. What was your original entry status to MSU?


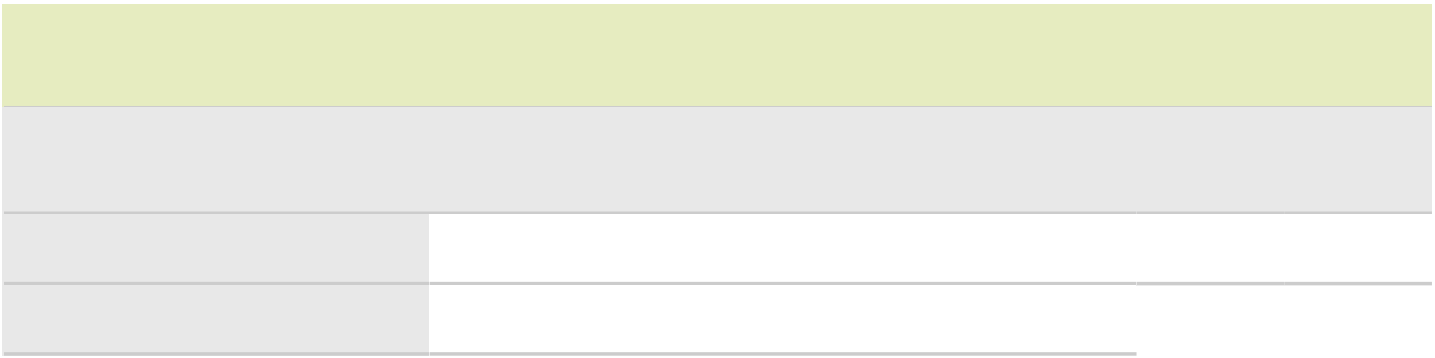
|  |  | Response Percent | Response Count |
|--|--|------------------|----------------|
| Freshman   |  | 88.9%            | 8              |
| Transfer from community college/technical school |   | 11.1%            | 1              |
| Transfer from 4-yr institution                   |  | 0.0%             | 0              |
| <b>answered question</b>                         |  |                  | <b>9</b>       |
| <b>skipped question</b>                          |  |                  | <b>0</b>       |

### 10. 10. How many credits were transferred?

|                          |  | Response Percent | Response Count |
|--------------------------|--|------------------|----------------|
| 12 or fewer              |  | 0.0%             | 0              |
| 13-30                    |  | 0.0%             | 0              |
| 31-60                    |  | 100.0%           | 1              |
| Over 60                  |  | 0.0%             | 0              |
| <b>answered question</b> |  |                  | <b>1</b>       |
| <b>skipped question</b>  |  |                  | <b>8</b>       |



*Dy*




*Dy*



**13. 13. In which Residential College are you a member?**

|                   |   |
|-------------------|---|
| answered question | 9 |
| skipped question  | 0 |

**14. 14. Have you ever received any type of Financial Aid while at MSU? (scholarships, grants, work-study, etc.)**




|     |  | Response Percent  | Response Count |
|-----|--|-------------------|----------------|
| Yes |  | 100.0%            | 9              |
| No  |  | 0.0%              | 0              |
|     |  | answered question | 9              |
|     |  | skipped question  | 0              |

**15. 15. How many years will it take you to complete your degree from the point of your initial enrollment in college (including any time at a previous institution)?**

|       |  | Response Percent  | Response Count |
|-------|--|-------------------|----------------|
| Two   |   | 11.1%             | 1              |
| Three |  | 0.0%              | 0              |
|       |  |                   |                |
|       |  | answered question | 9              |
|       |  | skipped question  | 0              |



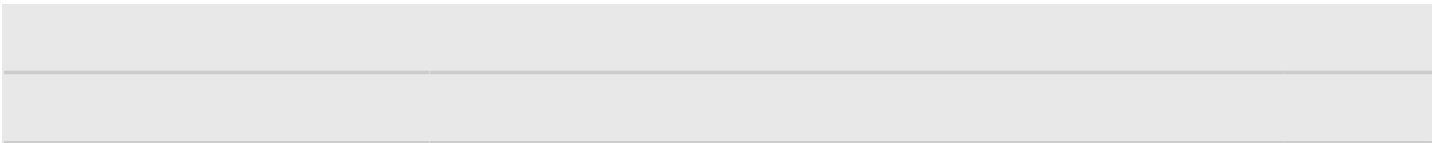
### 16. 16. In what range does your grade point average fall?

|                          |  | Response Percent | Response Count |
|--------------------------|--|------------------|----------------|
| Less than 2.00           |  | 0.0%             | 0              |
| 2.00-2.50                |  | 0.0%             | 0              |
| 2.51-3.00                |   | 11.1%            | 1              |
| 3.01-3.50                |   | 11.1%            | 1              |
| 3.51-4.00                |  | 77.8%            | 7              |
| <b>answered question</b> |  |                  | <b>9</b>       |
| <b>skipped question</b>  |  |                  | <b>0</b>       |

Dy




*Dy*






*Dy*



*Dy*






**17. 17. Please identify the program/major in which you are earning a degree. If you have a double major, check both of your majors. (Note: Liberal Arts and Integrated Studies Students, check Liberal Arts or Integrated Studies. Do not check your field of study as a major.)**





**17. 17. Please identify the program/major in which you are earning a degree. If you have a double major, check both of your majors. (Note: Liberal Arts and Integrated Studies Students, check Liberal Arts or Integrated Studies. Do not check your field of study as a major.)**

|                                 |      |          |
|---------------------------------|------|----------|
| Television Production           | 0.0% | 0        |
| Theatre                         | 0.0% | 0        |
| Wildlife & Conservation Biology | 0.0% | 0        |
| <b>answered question</b>        |      | <b>9</b> |
| <b>skipped question</b>         |      | <b>0</b> |

**18. 20. What is the highest degree you eventually hope to receive?**

|                          |   | Response Percent | Response Count |
|--------------------------|---|------------------|----------------|
| Associate                |   | 0.0%             | 0              |
| Baccalaureate            |  | 22.2%            | 2              |
| <b>Graduate</b>          |  | <b>66.7%</b>     | <b>6</b>       |
| Professional             |  | 11.1%            | 1              |
| <b>answered question</b> |   |                  | <b>9</b>       |
| <b>skipped question</b>  |   |                  | <b>0</b>       |



*Dy*

**190 8.001 I h S Q q2 20.124 I 9 0 20.ch best describes your situation?**

Blank response area for the first question.

Blank response area for the second question.

Response area for the second question containing a large blue watermark '5' and three blue horizontal bars.

Blank response area for the third question.

Blank response area for the third question.

Response area for the third question containing a large blue watermark 'Dy' and one blue horizontal bar.

Blank response area for the third question.





### 22. 24. What time would you have preferred?

|                          | Response Percent | Response Count |
|--------------------------|------------------|----------------|
| Late afternoon           | 0.0%             | 0              |
| Evening                  | 0.0%             | 0              |
| Weekend                  | 0.0%             | 0              |
| During the day           | 0.0%             | 0              |
| Online                   | 0.0%             | 0              |
| <b>answered question</b> |                  | <b>0</b>       |
| <b>skipped question</b>  |                  | <b>9</b>       |



### 23. 25. Which best describes the location where you completed the majority of your courses?

|                          | Response Percent | Response Count |
|--------------------------|------------------|----------------|
| <b>Murray</b>            | <b>100.0%</b>    | <b>9</b>       |
| Paducah                  | 0.0%             | 0              |
| Ft. Campbell             | 0.0%             | 0              |
| Madisonville             | 0.0%             | 0              |
| Hopkinsville             | 0.0%             | 0              |
| Henderson                | 0.0%             | 0              |
| Online                   | 0.0%             | 0              |
| Other (please specify)   | 0.0%             | 0              |
| <b>answered question</b> |                  | <b>9</b>       |
| <b>skipped question</b>  |                  | <b>0</b>       |

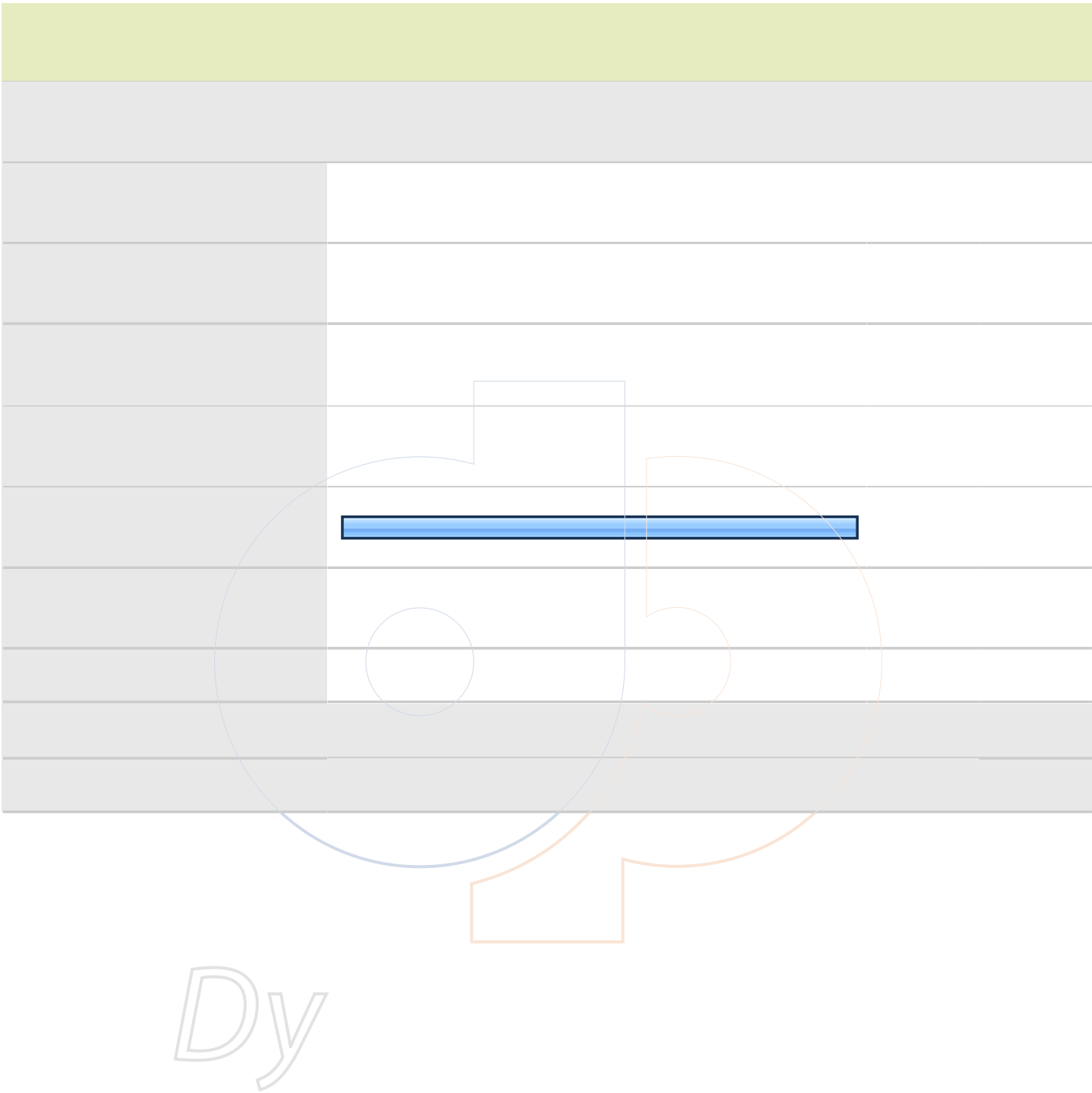
**24. 26. Did you take any online courses while at Murray State?**

|                   |   | Response Percent | Response Count |
|-------------------|---|------------------|----------------|
| Yes               |  | 55.6%            | 5              |
| No                |  | 44.4%            | 4              |
| answered question |   |                  | 9              |
| skipped question  |   |                  | 0              |

**25. 27. Did it take you an extra semester or more to complete degree requirements at Murray State?**

|                   |   | Response Percent | Response Count |
|-------------------|---|------------------|----------------|
| Yes               |    | 11.1%            | 1              |
| No                |  | 88.9%            | 8              |
| answered question |   |                  | 9              |
| skipped question  |   |                  | 0              |



Dy





### 26. 28. Why did it take you an extra semester or more?

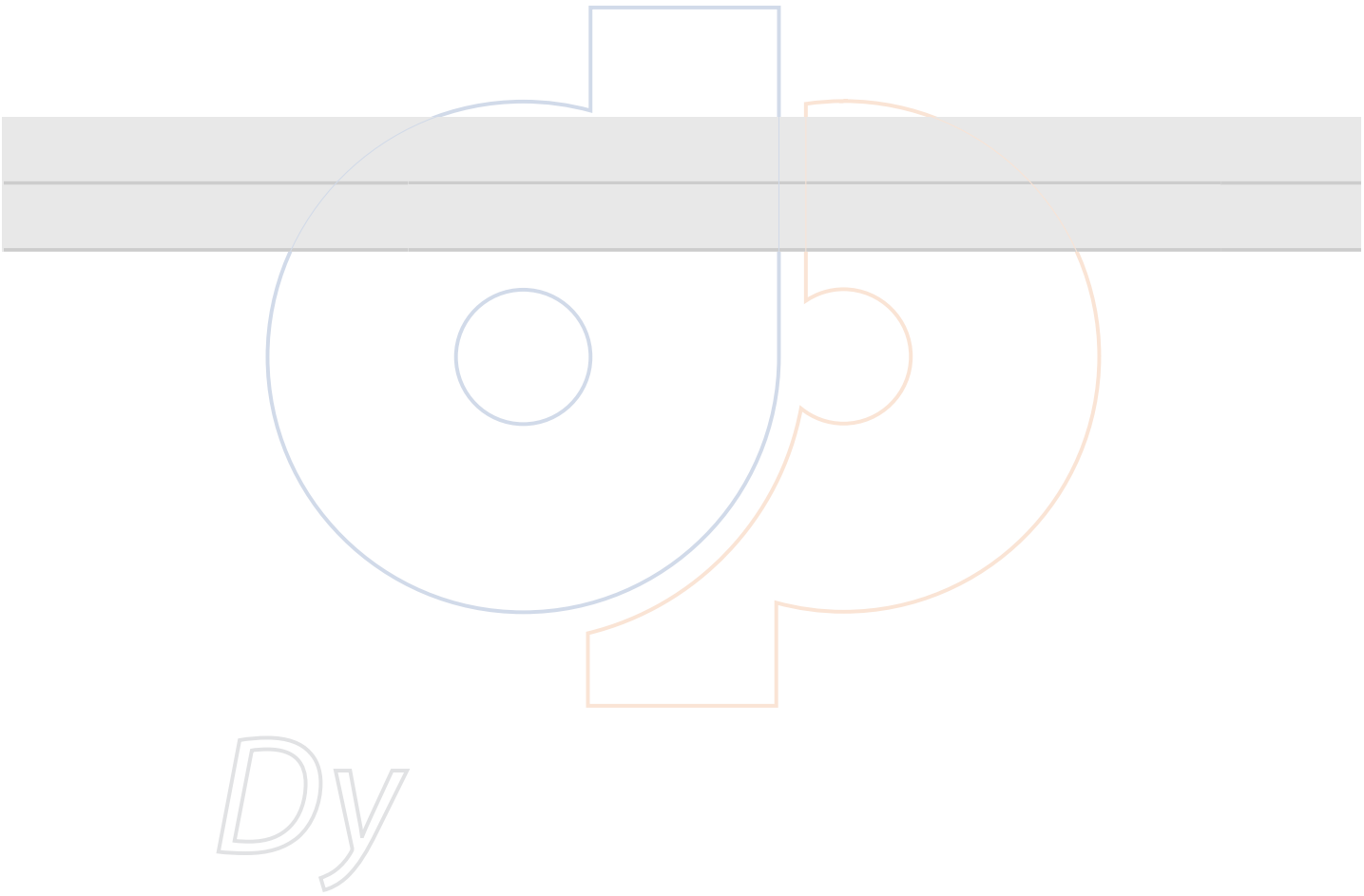
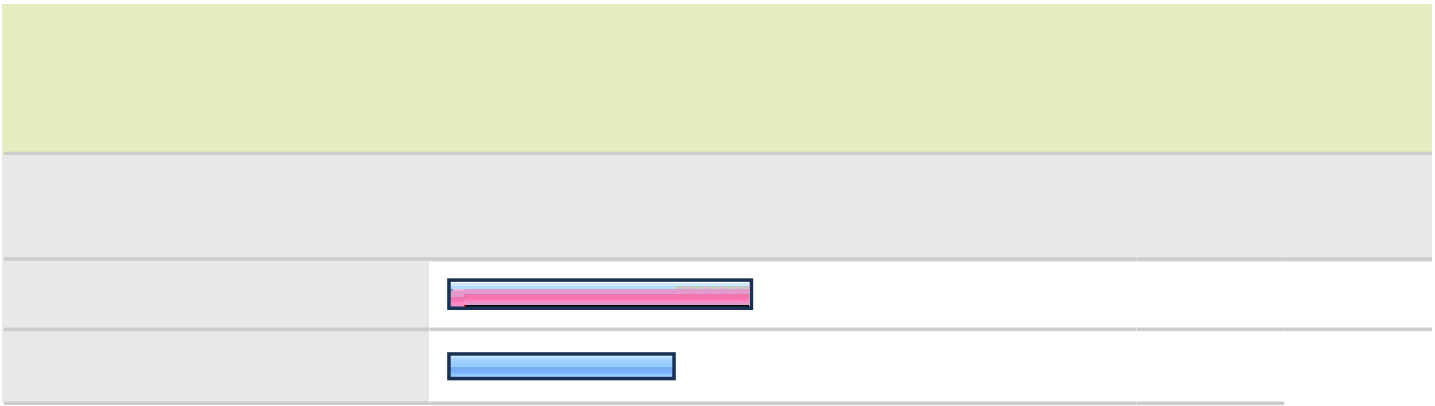
|                   |   |
|-------------------|---|
| answered question | 1 |
| skipped question  | 8 |

### 27. 29. Did you have trouble getting any course(s) you needed while at Murray State?



|     |  | Response Percent  | Response Count |
|-----|--|-------------------|----------------|
| Yes |   | 22.2%             | 2              |
| No  |  | 77.8%             | 7              |
|     |  | answered question | 9              |
|     |  | skipped question  | 0              |

### 28. 30. Why did you have trouble getting the course?

|  |   | Response Percent  | Response Count |
|--|---|-------------------|----------------|
| The course was not offered the semester I needed it.                 |  | 50.0%             | 1              |
| The course was not offered at hours convenient to my work schedule.  |   | 0.0%              | 0              |
| The course was not offered at hours suitable for my school schedule. |   | 0.0%              | 0              |
| All course sections were closed.                                     |   | 0.0%              | 0              |
| I was unaware of the prerequisites for the course.                   |  | 50.0%             | 1              |
|  |   | answered question | 2              |
|  |   | skipped question  | 7              |



### 31. 33. Which statement best describes your experience with academic advising in your major/area?


|  |  | Response Percent         | Response Count |
|--|--|--------------------------|----------------|
| Cannot judge; I did not make use of the opportunity.         |  | 0.0%                     | 0              |
| <b>I was satisfied with information my adviser provided.</b> |  | <b>77.8%</b>             | <b>7</b>       |
| Advice was inaccurate, incomplete, or misleading.            |   | 22.2%                    | 2              |
| My adviser was not available.                                |  | 0.0%                     | 0              |
|  |  | <b>answered question</b> | <b>9</b>       |
|  |  | <b>skipped question</b>  | <b>0</b>       |

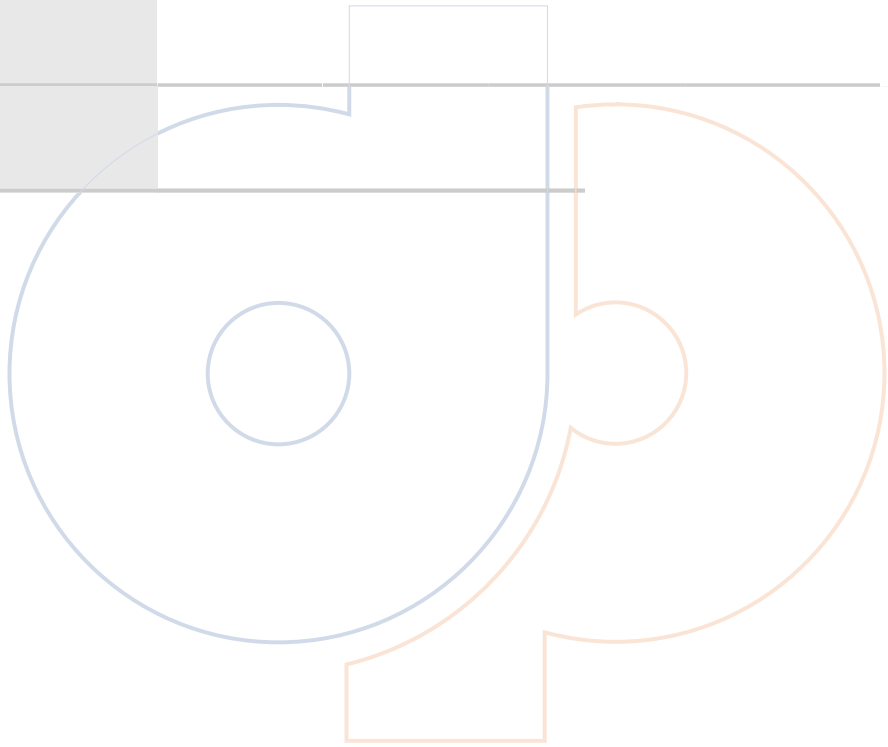
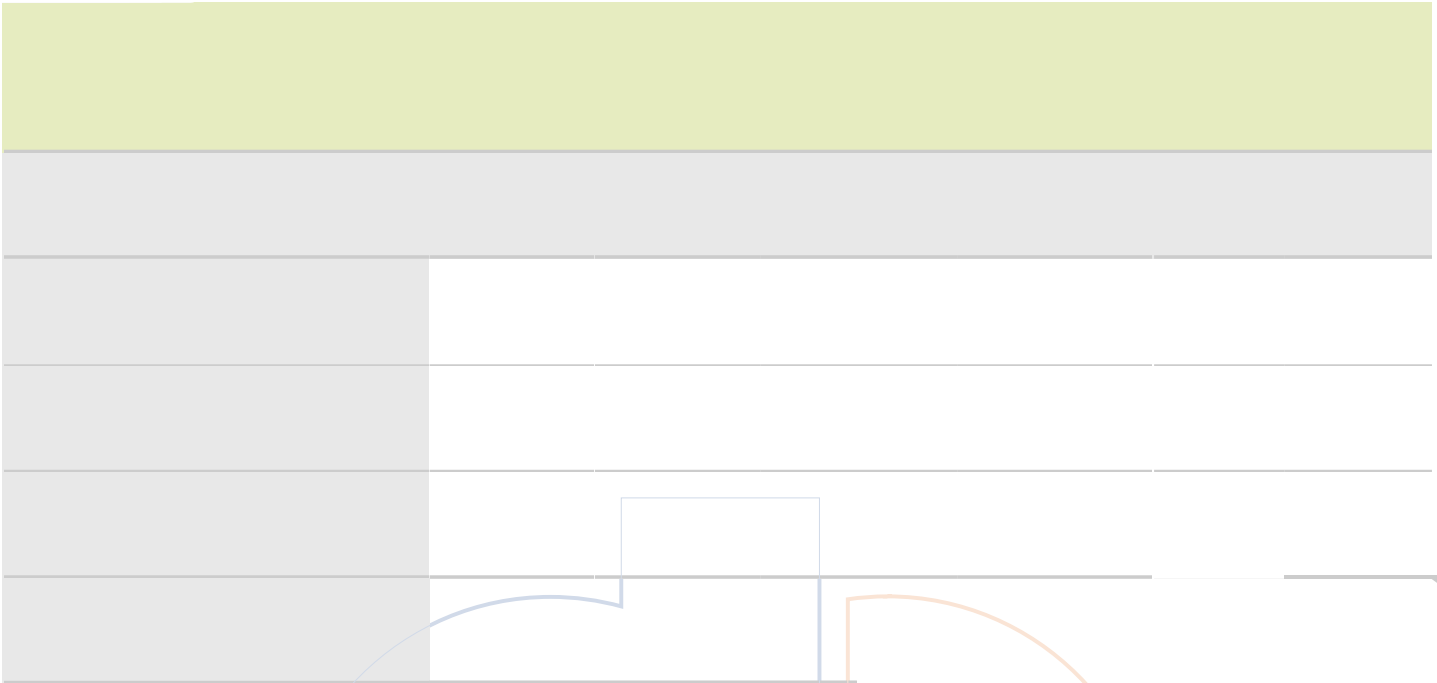
Dy

**31. 33. Which statement best describes your experience with academic advising in your major/area?**

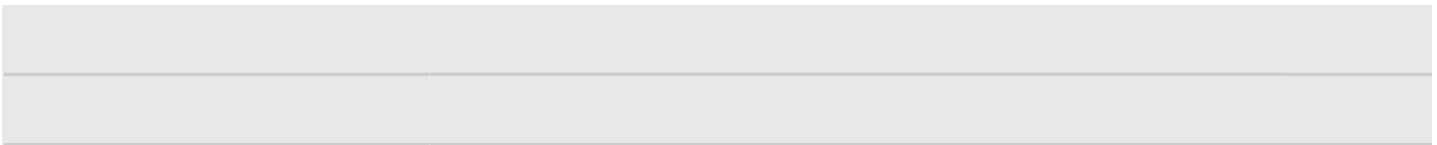
answered question 9

skipped question 0





*Dy*





### 32. Questions 34-48 For each of these items, indicate the extent to which you were satisfied.

|   |           |                  |          |          |      |          |
|---|-----------|------------------|----------|----------|------|----------|
| 46 Effectiveness of library personnel in meeting your information needs   | 25.0% (2) | <b>75.0% (6)</b> | 0.0% (0) | 0.0% (0) | 3.25 | 8        |
| 47. Access to on-hand or electronic library resources   | 37.5% (3) | <b>62.5% (5)</b> | 0.0% (0) | 0.0% (0) | 3.38 | 8        |
| 48. Computer, individual and group work spaces available within University Libraries (Waterfield, Pogue and Overby) | 37.5% (3) | <b>62.5% (5)</b> | 0.0% (0) | 0.0% (0) | 3.38 | 8        |
| <b>answered question</b>  |           |                  |          |          |      | <b>8</b> |
| <b>skipped question</b>   |           |                  |          |          |      | <b>1</b> |

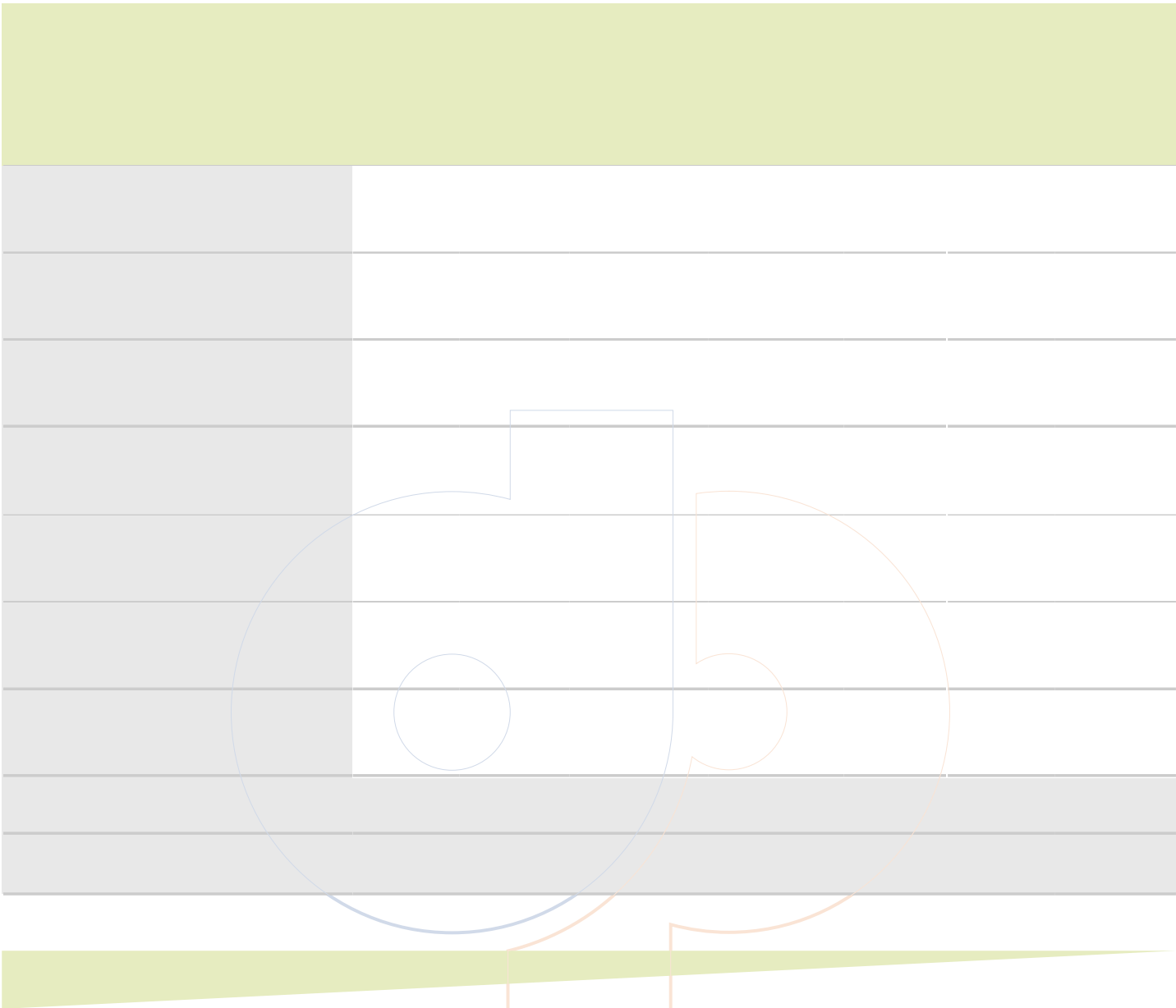
### 33. Questions 49-55 University Studies is designed to offer you a broad base of skills and knowledge and to prepare you for upper division study. Please indicate how effective University Studies at Murray State was in helping you achieve these goals.

|   | Very effective   | Effective        | Ineffective | Very ineffective | Rating Average | Rating Count |
|---|------------------|------------------|-------------|------------------|----------------|--------------|
| 49. Writing skills  | <b>50.0% (4)</b> | 37.5% (3)        | 12.5% (1)   | 0.0% (0)         | 3.38           | 8            |
| 50. Speaking skills   | 37.5% (3)        | <b>62.5% (5)</b> | 0.0% (0)    | 0.0% (0)         | 3.38           | 8            |
| 51. Critical thinking skills  | <b>87.5% (7)</b> | 12.5% (1)        | 0.0% (0)    | 0.0% (0)         | 3.88           | 8            |
| 52. Technology skills/computer skills                                   | <b>50.0% (4)</b> | <b>50.0% (4)</b> | 0.0% (0)    | 0.0% (0)         | 3.50           | 8            |
| 53. General knowledge in the liberal arts and sciences                  | <b>50.0% (4)</b> | 37.5% (3)        | 12.5% (1)   | 0.0% (0)         | 3.38           | 8            |
| 54. International perspectives  | 37.5% (3)        | <b>50.0% (4)</b> | 12.5% (1)   | 0.0% (0)         | 3.25           | 8            |
| 55. Stimulation of interest in areas outside your chosen field of study | <b>50.0% (4)</b> | <b>50.0% (4)</b> | 0.0% (0)    | 0.0% (0)         | 3.50           | 8            |
| <b>answered question</b>  |                  |                  |             |                  |                | <b>8</b>     |
| <b>skipped question</b>   |                  |                  |             |                  |                | <b>1</b>     |





*Dy*



Dy

### 36. 91. Which phrase best describes your opinion of Residential Colleges?

|  |  | Response Percent | Response Count |
|--|--|------------------|----------------|
| Not familiar with Residential Colleges |  | 14.3%            | 1              |
| Very positive                          |  | 28.6%            | 2              |
| <b>Positive</b>                        |  | <b>57.1%</b>     | <b>4</b>       |
| Negative                               |  | 0.0%             | 0              |
| Very negative                          |  | 0.0%             | 0              |
| <b>answered question</b>               |  |                  | <b>7</b>       |
| <b>skipped question</b>                |  |                  | <b>2</b>       |

### 37. 92. When you graduate how many times will you have studied abroad during your university career?

|                          |  | Response Percent | Response Count |
|--------------------------|--|------------------|----------------|
| None                     |  | 28.6%            | 2              |
| <b>One</b>               |  | <b>71.4%</b>     | <b>5</b>       |
| Two                      |  | 0.0%             | 0              |
| Three or more            |  | 0.0%             | 0              |
| <b>answered question</b> |  |                  | <b>7</b>       |
| <b>skipped question</b>  |  |                  | <b>2</b>       |

**38. Questions 93-102 The University has formulated ten desired "Characteristics of the Murray State University Graduate." Please indicate how effective your MSU experience was in enhancing your abilities in each area.**

|   | Very effective | Effective | Ineffective | Very ineffective | Rating Average | Rating Count |
|---|----------------|-----------|-------------|------------------|----------------|--------------|
| 93. Engage in mature, independent and creative thought and express that thought effectively in oral and written communication;                        | 50.0% (3)      | 50.0% (3) | 0.0% (0)    | 0.0% (0)         | 3.50           | 6            |
| 94. Understand and apply the critical and scientific methodologies that academic disciplines employ to discover knowledge and ascertain its validity; | 50.0% (3)      | 50.0% (3) | 0.0% (0)    | 0.0% (0)         | 3.50           | 6            |
| 95. Apply sound standards of information gathering, analysis and evaluation to reach logical decisions;   | 66.7% (4)      | 33.3% (2) | 0.0% (0)    | 0.0% (0)         | 3.67           | 6            |
| 96. Understand the roles and applications of science and technology in the solution of the problems of a changing world;                              | 50.0% (3)      | 33.3% (2) | 16.7% (1)   | 0.0% (0)         | 3.33           | 6            |
| 97. Demonstrate a critical understanding of the world's historical, literary, philosophical and artistic traditions;                                  | 33.3% (2)      | 50.0% (3) | 16.7% (1)   | 0.0% (0)         | 3.17           | 6            |
| 98. Understand the dynamics of cultural diversity, of competing   |                |           |             |                  |                |              |
| <b>answered question</b>  |                |           |             |                  |                | <b>6</b>     |
| <b>skipped question</b>   |                |           |             |                  |                | <b>3</b>     |

**38. Questions 93-102 The University has formulated ten desired "Characteristics of the Murray State University Graduate." Please indicate how effective your MSU experience was in enhancing your abilities in each area.**

|  |                  |                  |          |          |      |          |
|--|------------------|------------------|----------|----------|------|----------|
| 100. Understand the importance of the behaviors necessary to maintain a healthy lifestyle; | 33.3% (2)        | <b>66.7% (4)</b> | 0.0% (0) | 0.0% (0) | 3.33 | 6        |
| 101. Demonstrate mastery of a chosen field of study;                                       | <b>66.7% (4)</b> | 33.3% (2)        | 0.0% (0) | 0.0% (0) | 3.67 | 6        |
| 102. Value intellectual pursuit and continuous learning in a changing world.               | <b>66.7% (4)</b> | 33.3% (2)        | 0.0% (0) | 0.0% (0) | 3.67 | 6        |
| <b>answered question</b>   |                  |                  |          |          |      | <b>6</b> |
| <b>skipped question</b>  |                  |                  |          |          |      | <b>3</b> |

Dy





### 39. 103. What do you expect to do after you graduate?

answered question 6

skipped question 3

### 40. 104. If you are already employed, how closely related is your job to your field of study?

|                     |  | Response Percent  | Response Count |
|---------------------|--|-------------------|----------------|
| Extremely close     |  | 33.3%             | 2              |
| Somewhat close      |  | 0.0%              | 0              |
| Somewhat different  |  | 0.0%              | 0              |
| Extremely different |  | 0.0%              | 0              |
| I cannot determine  |  | 0.0%              | 0              |
| Does not apply      |  | 66.7%             | 4              |
|                     |  | answered question | 6              |
|                     |  | skipped question  | 3              |

Dy

### 41. 105. If you intend to work full-time, what do you expect your salary to be?

|                          |  | Response Percent | Response Count |
|--------------------------|--|------------------|----------------|
| Above \$75,000           |  | 16.7%            | 1              |
| \$65,000 - \$75,000      |  | 0.0%             | 0              |
| \$55,000 - \$64,999      |  | 0.0%             | 0              |
| \$45,000 - \$54,999      |  | 16.7%            | 1              |
| \$35,000 - \$44,999      |  | 16.7%            | 1              |
| \$25,000 - \$34,999      |  | 0.0%             | 0              |
| Below \$25,000           |  | 0.0%             | 0              |
| <b>Does not apply</b>    |  | <b>50.0%</b>     | <b>3</b>       |
| <b>answered question</b> |  |                  | <b>6</b>       |
| <b>skipped question</b>  |  |                  | <b>3</b>       |




Dy

**41. 105. If you intend to work full-time, what do you expect your salary to be?**



answered question 6


skipped question 3

**42. 106. If you intend to continue your education, please indicate which statement best describes the institution you will attend.**

|  |   | Response Percent  | Response Count |
|--|---|-------------------|----------------|
| Murray State University                    |  | 33.3%             | 2              |
| University/College in Kentucky             |   | 0.0%              | 0              |
| <b>University/College outside Kentucky</b> |  | <b>50.0%</b>      | <b>3</b>       |
| Does not apply                             |  | 16.7%             | 1              |
|  |   | answered question | 6              |
|  |   | skipped question  | 3              |

**43. 107. "I would recommend Murray State University to a prospective student."**

|                       |   | Response Percent  | Response Count |
|-----------------------|---|-------------------|----------------|
| <b>Strongly agree</b> |  | <b>50.0%</b>      | <b>3</b>       |
| <b>Agree</b>          |  | <b>50.0%</b>      | <b>3</b>       |
| Disagree              |   | 0.0%              | 0              |
| Strongly disagree     |   | 0.0%              | 0              |
|                       |   | answered question | 6              |
|                       |   | skipped question  | 3              |



*Dy*







0.0% Creative Writing (BA) Leadership


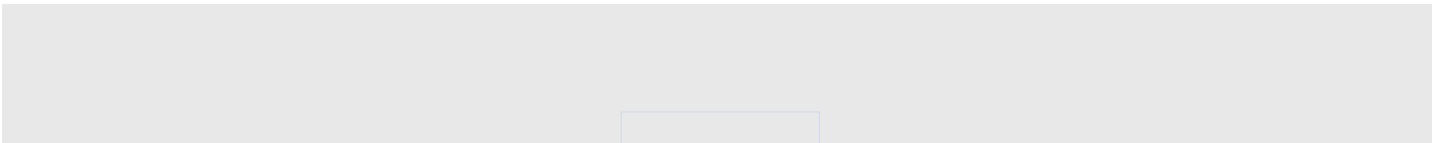


**45. 17. Please identify the program/major in which you are earning a degree. If you have a double major, check both of your majors. (Note: Liberal Arts and Integrated Studies Students, check Liberal Arts or Integrated Studies. Do not check your field of study as a major.)**



**answered question**





*Dy*