

MSU Senior Survey

1. 1. Graduation Date



Month

	May	August	December	Response Count
Please select the month and year that you plan to graduate:	69.3% (484)	1.9% (13)	28.8% (201)	698

Year

	2012	2013	2014	2015	2016	2017	2018	2019	2020	Response Count
Please select the month and year that you plan to graduate:	0.0% (0)	0.6% (4)	0.0% (0)	0.1% (1)	28.4% (198)	70.5% (492)	0.4% (3)	0.0% (0)	0.0% (0)	698
answered question										698
skipped question										0

2. 2. Gender


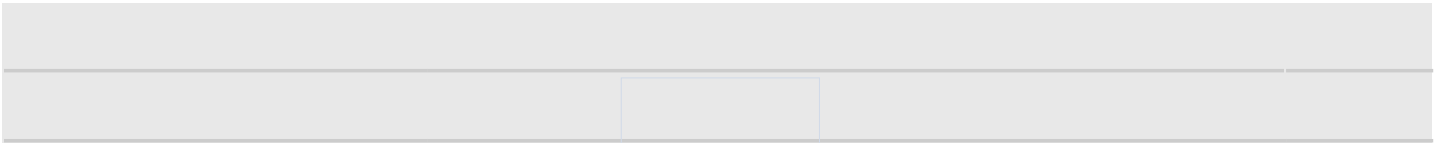
		Response Percent	Response Count
Female		69.3%	484
Male		30.7%	214
answered question			698
skipped question			0

3. 3. Ethnic Background

		Response Percent	Response Count
White		89.4%	621
Black/African-American		5.3%	37
Asian		1.6%	11
Hispanic/Latino		1.0%	7
American Indian/Alaskan Native		0.3%	2
Native Hawaiian/Other Pacific Islander		0.3%	2
Two or more races		2.2%	15
answered question			695
skipped question			3

4. 4. Are you a U.S. citizen?

		Response Percent	Response Count
Yes		97.0%	674
No		3.0%	21
answered question			695
skipped question			3

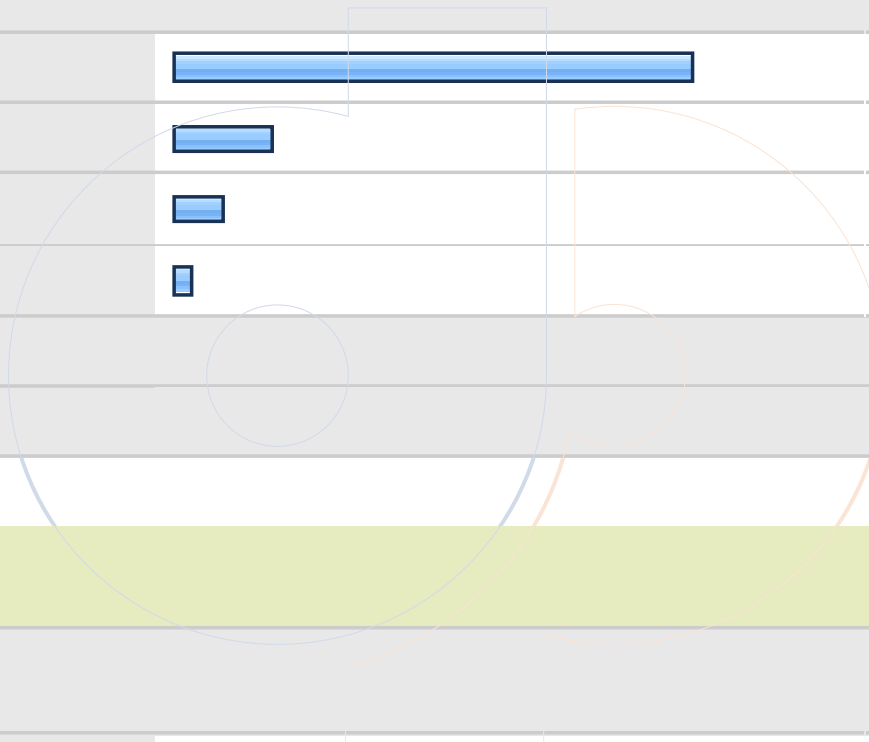


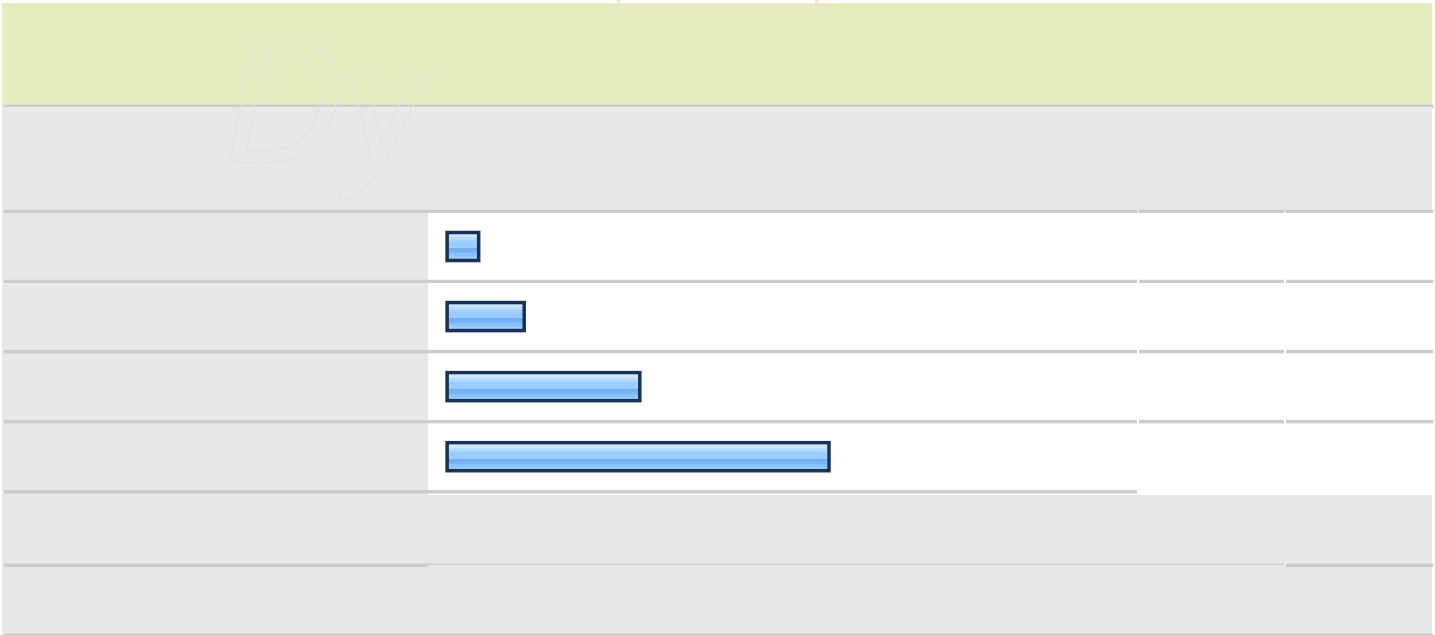
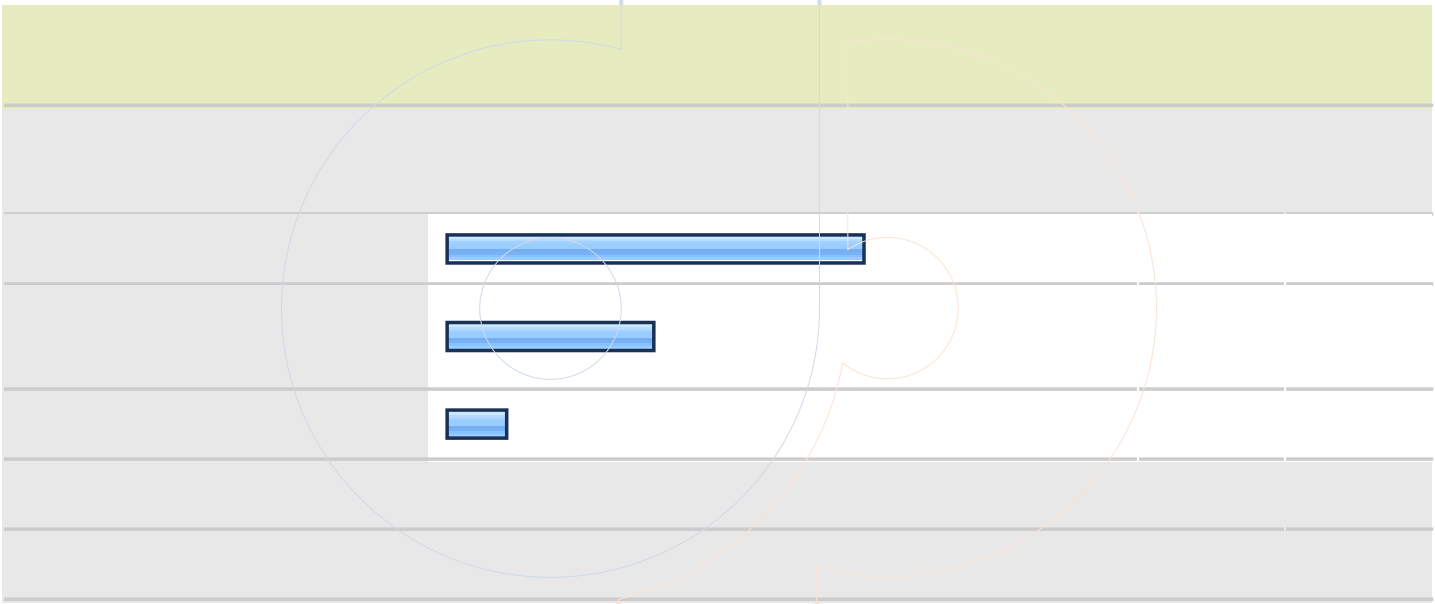
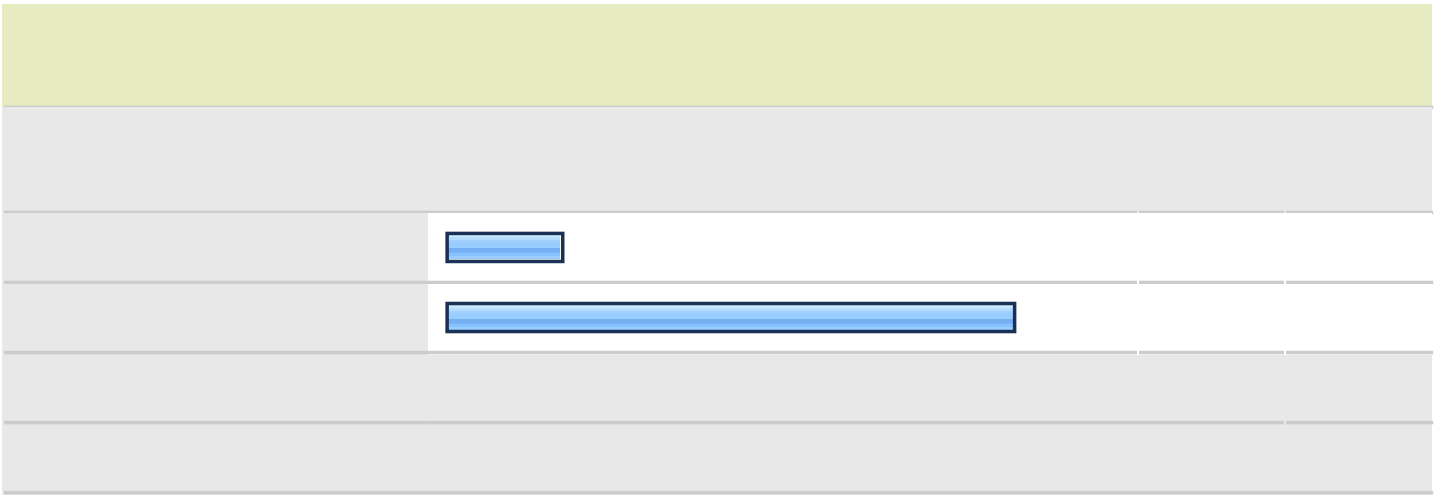
Dy


5. 5. What is your residency classification at MSU?

answered question	696
skipped question	2

6. 6. Age











Dy







13. 13. In which Residential College are you a member?


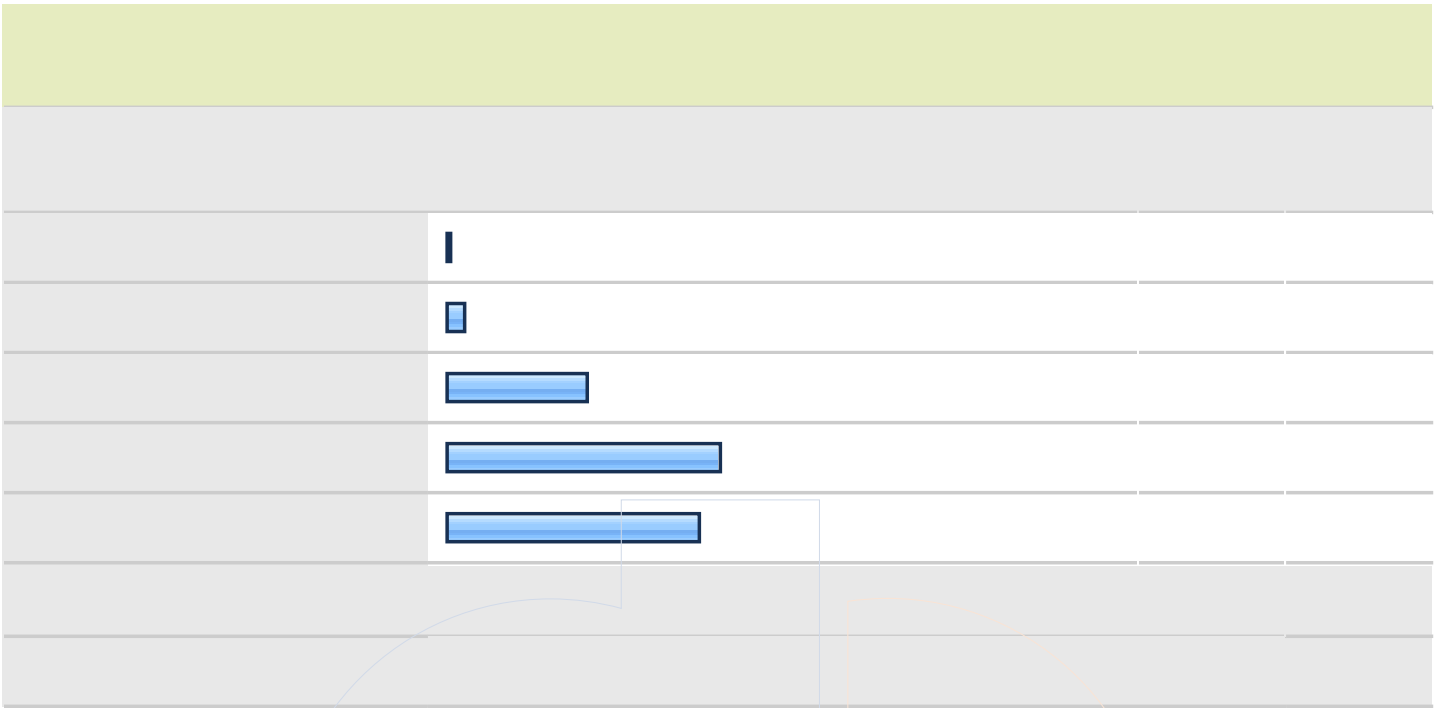
answered question	688
skipped question	10

14. 14. Have you ever received any type of Financial Aid while at MSU? (scholarships, grants, work-study, etc.)

		Response Percent	Response Count
Yes		85.9%	591
No		14.1%	97
		answered question	688
		skipped question	10

15. 15. How many years will it take you to complete your degree from the point of your initial enrollment in college (including any time at a previous institution)?

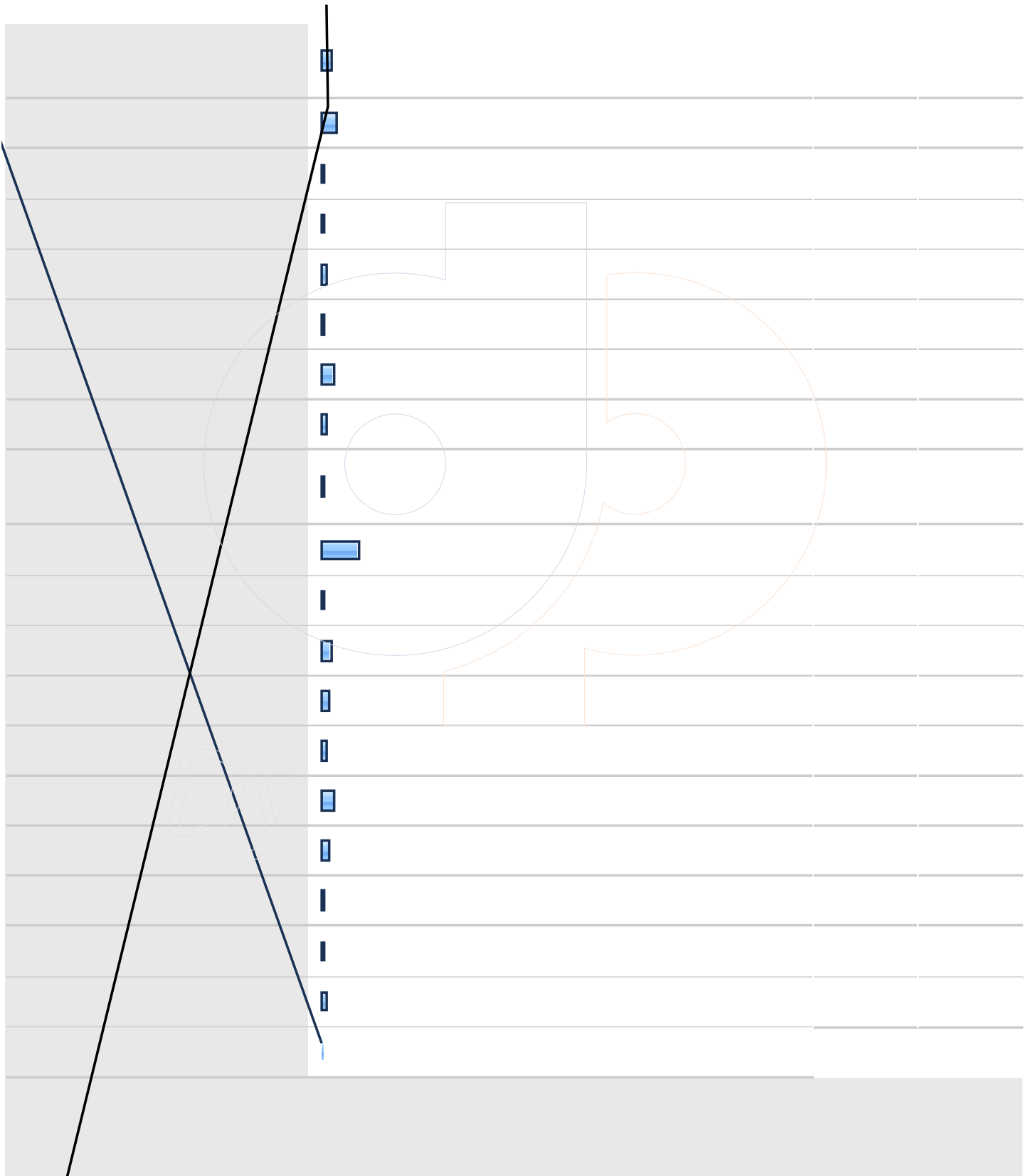
		Response Percent	Response Count
Two		8.1%	56
Three		9.6%	66
Four		51.3%	353
Five		19.9%	137
Six		4.5%	31
More than six		6.5%	45
		answered question	688
		skipped question	10




Dy

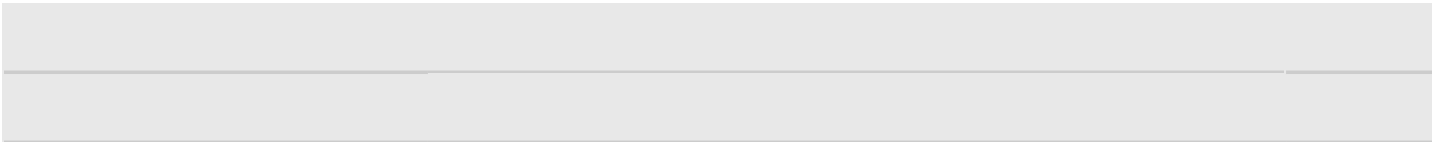
17. 17. Please identify the program/major in which you are earning a degree. If you have a double major, check both of your majors. (Note: Liberal Arts and Integrated Studies Students, check Liberal Arts or Integrated Studies. Do not check your field of study as a major.)

		Response Percent	Response Count
Accounting	<input type="checkbox"/>	1.9%	13
Advertising	<input type="checkbox"/>	0.9%	6
Agricultural Science & Technology (associate's)	<input type="checkbox"/>	0.4%	3
Agricultural Science (bachelor's)	<input checked="" type="checkbox"/>	7.3%	50
Animal Technology/Animal-Equine	<input type="checkbox"/>	1.9%	13
Animal Technology/Vet Tech, Pre-Vet	<input type="checkbox"/>	2.9%	20
Applied Physics	<input type="checkbox"/>	0.0%	0
Art	<input type="checkbox"/>	1.5%	10
Athletic Training	<input type="checkbox"/>	0.3%	2
Biology	<input type="checkbox"/>	2.0%	14
Business Administration (associate's)	<input type="checkbox"/>	0.0%	0
Business Administration (bachelor's)	<input checked="" type="checkbox"/>	6.4%	44
Career & Technical Education (associate's)	<input type="checkbox"/>	0.1%	1
Career & Technical Education (bachelor's)	<input type="checkbox"/>	0.3%	2
Chemistry	<input type="checkbox"/>	1.0%	7
Civil Engineering Technology (associate's)	<input type="checkbox"/>	0.0%	0
answered question			687
skipped question			11





Dy



17. 17. Please identify the program/major in which you are earning a degree. If you have a double major, check both of your majors. (Note: Liberal Arts and Integrated Studies Students, check Liberal Arts or Integrated Studies. Do not check your field of study as a major.)

Middle School Education	<input checked="" type="checkbox"/>	3.9%	27
Music	<input type="checkbox"/>	1.5%	10
Music Business	<input type="checkbox"/>	0.4%	3
Nonprofit Leadership Studies	<input type="checkbox"/>	1.7%	12
Nursing	<input checked="" type="checkbox"/>	4.1%	28
Nursing/RN to BSN	<input type="checkbox"/>	1.6%	11
Nutrition, Dietetics, & Food Mgmt	<input type="checkbox"/>	0.4%	3
Occupational Safety and Health	<input checked="" type="checkbox"/>	3.9%	27
Organizational Communication	<input type="checkbox"/>	1.7%	12
Philosophy	<input type="checkbox"/>	0.0%	0
Physics	<input type="checkbox"/>	0.0%	0
Political Science	<input type="checkbox"/>	0.6%	4
Psychology	<input checked="" type="checkbox"/>	2.8%	19
Public Administration	<input type="checkbox"/>	0.0%	0
Public Relations	<input checked="" type="checkbox"/>	3.1%	21
Recreation & Leisure Services	<input type="checkbox"/>	0.9%	6
Social Work	<input checked="" type="checkbox"/>	6.7%	46
Sociology	<input type="checkbox"/>	0.3%	2
Spanish	<input type="checkbox"/>	0.3%	2
Telecommunications Systems Mgmt	<input type="checkbox"/>	1.3%	9
answered question			687
skipped question			11

17. 17. Please identify the program/major in which you are earning a degree. If you have a double major, check both of your majors. (Note: Liberal Arts and Integrated Studies Students, check Liberal Arts or Integrated Studies. Do not check your field of study as a major.)

Television Production	<input type="checkbox"/>	0.7%	5
Theatre	<input type="checkbox"/>	0.1%	1
Wildlife & Conservation Biology	<input type="checkbox"/>	0.7%	5
answered question			687
skipped question			11


18. 20. What is the highest degree you eventually hope to receive?

		Response Percent	Response Count
Associate	<input type="checkbox"/>	1.0%	7
Bi9ui 6.75 Tf 0.9852 Oui 6.75 Tf 0.9852 Oui 6.75 Tf 0.9852 Oui 6.75 Tf 0.9858 check			
	<input type="checkbox"/>		
	<input type="checkbox"/>		
answered question			685
skipped question			13

19. 21. Which best describes your situation?

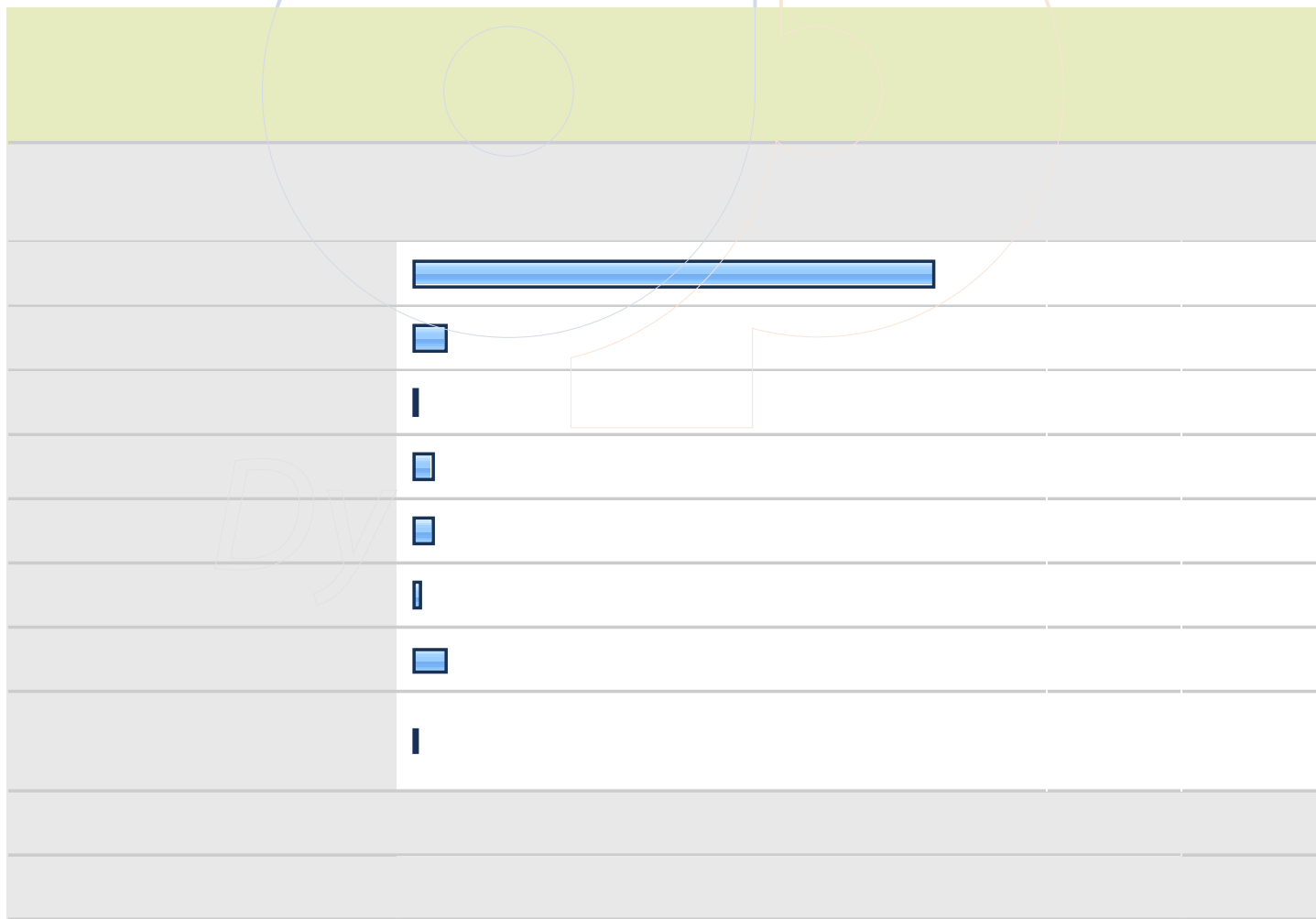
		Response Percent	Response Count
Did not change major/area		53.3%	365
Did not initially declare major/area		4.2%	29
Changed major/area		42.5%	291
answered question			685
skipped question			13

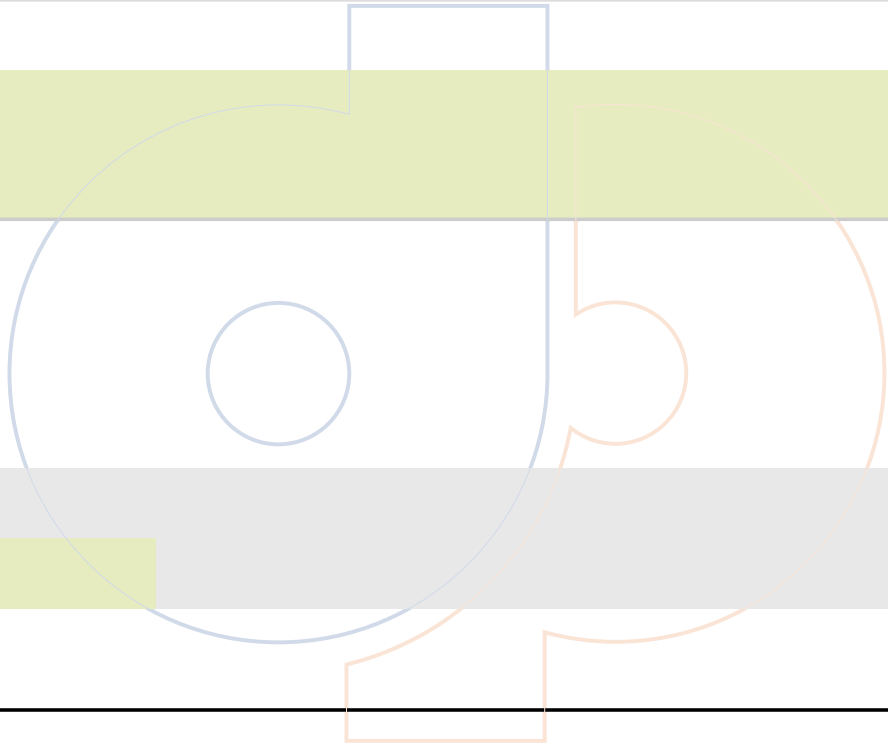







22. 24. What time would you have preferred?

		Response Percent	Response Count
Late afternoon		8.6%	5
Evening		13.8%	8
Weekend		5.2%	3
answered question			58
skipped question			640












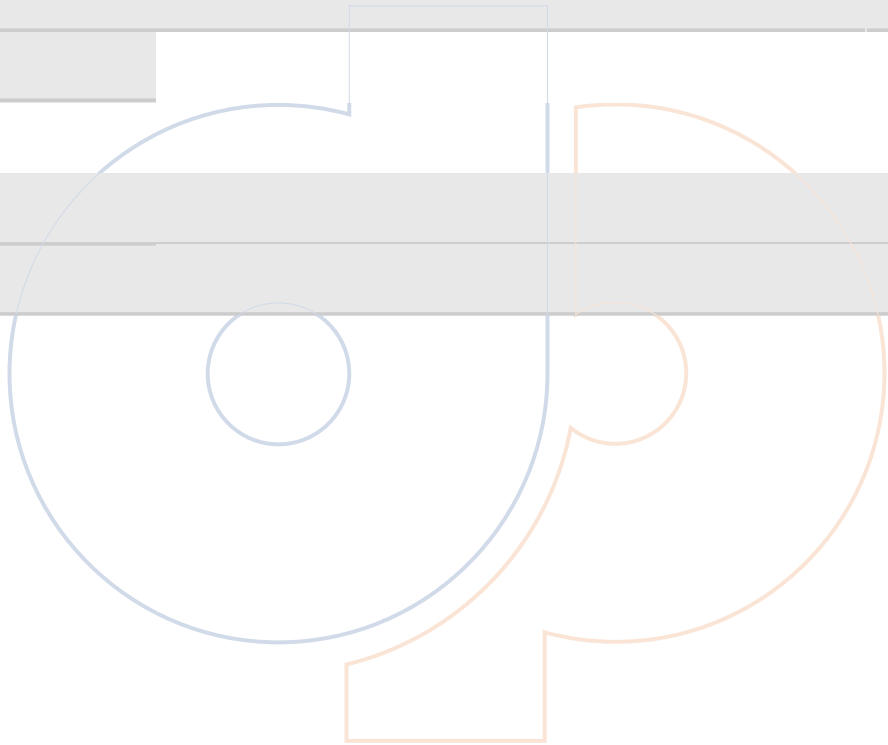
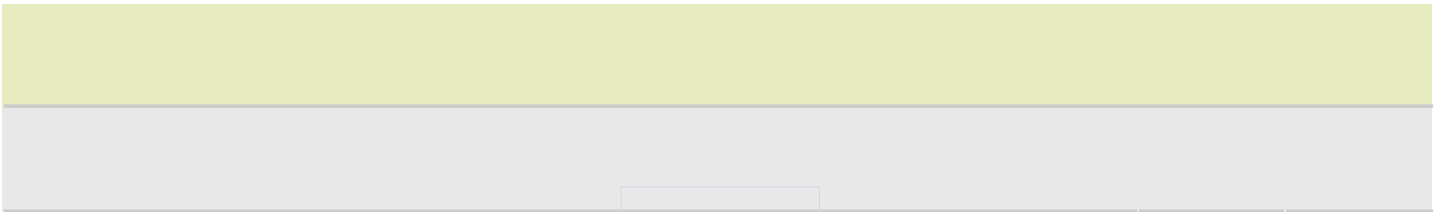
Dy



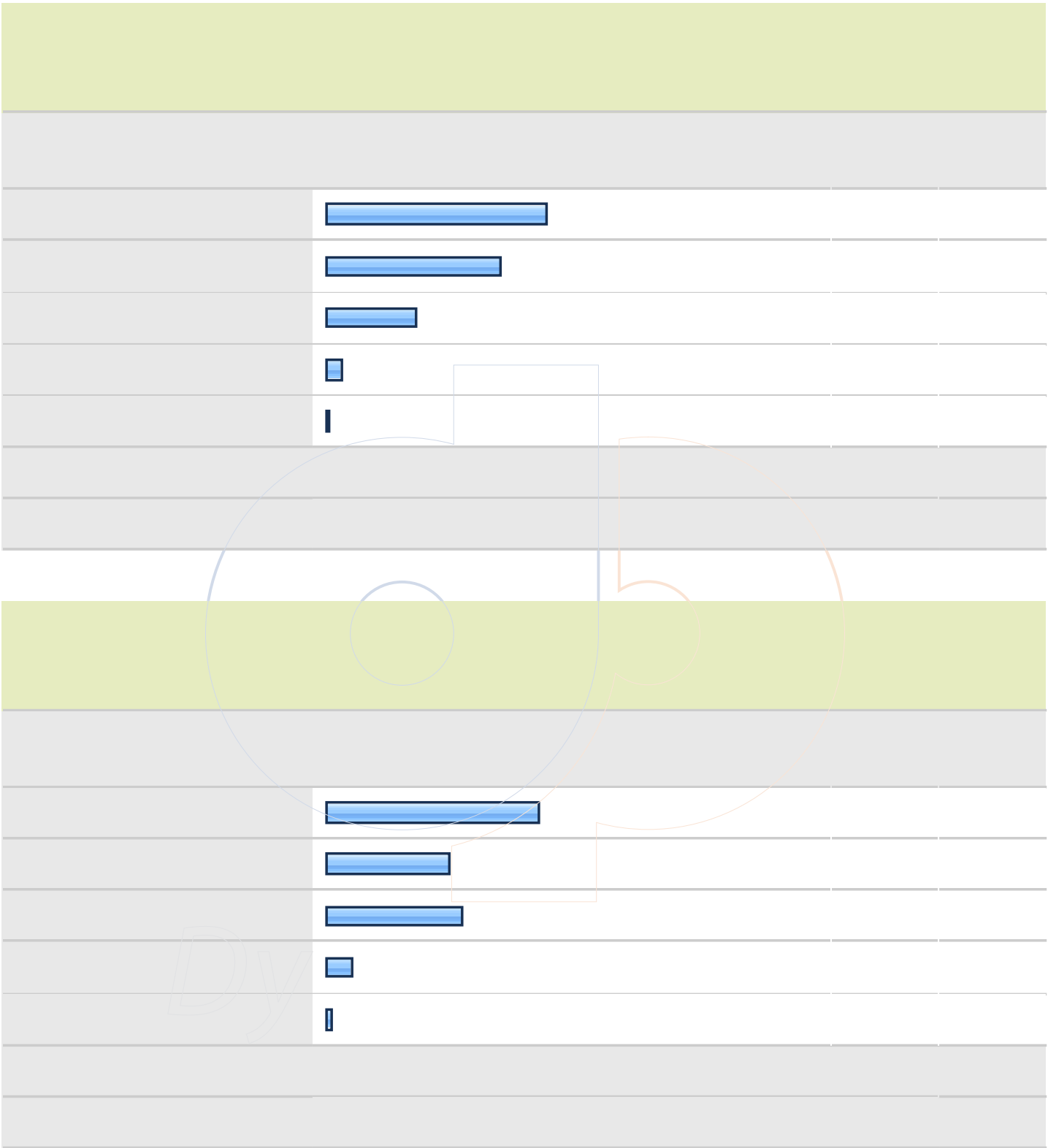
26. 28. Why did it take you an extra semester or more?

		Response Percent	Response Count
Work obligation limited my enrollment.		15.5%	39
Family obligations limited my enrollment.		12.4%	31
Tuition and other costs of attendance limited my enrollment.		9.2%	23
A decision to change majors added to my requirements.		41.8%	105
A required course or courses were not offered.		19.9%	50
Credits were lost transferring to Murray State.		10.8%	27
Other (please specify)		25.5%	64
		answered question	251
		skipped question	447





Dy



Dy



31. 33. Which statement best describes your experience with academic advising in your major/area?


		Response Percent	Response Count
Cannot judge; I did not make use of the opportunity.		2.7%	18
I was satisfied with information my adviser provided.		85.4%	578
Advice was inaccurate, incomplete, or misleading.		10.5%	71
My adviser was not available.		1.5%	10
		answered question	677
		skipped question	21

Dy

31. 33. Which statement best describes your experience with academic advising in your major/area?

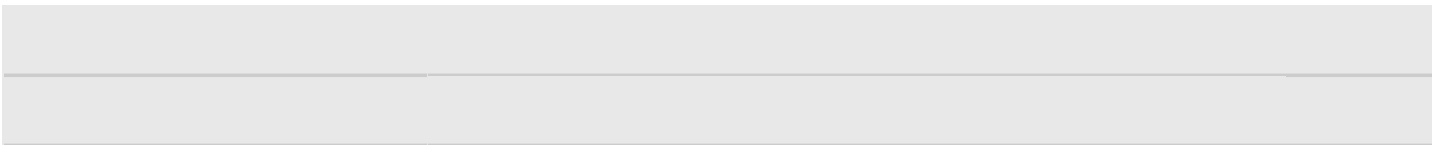
answered question 677

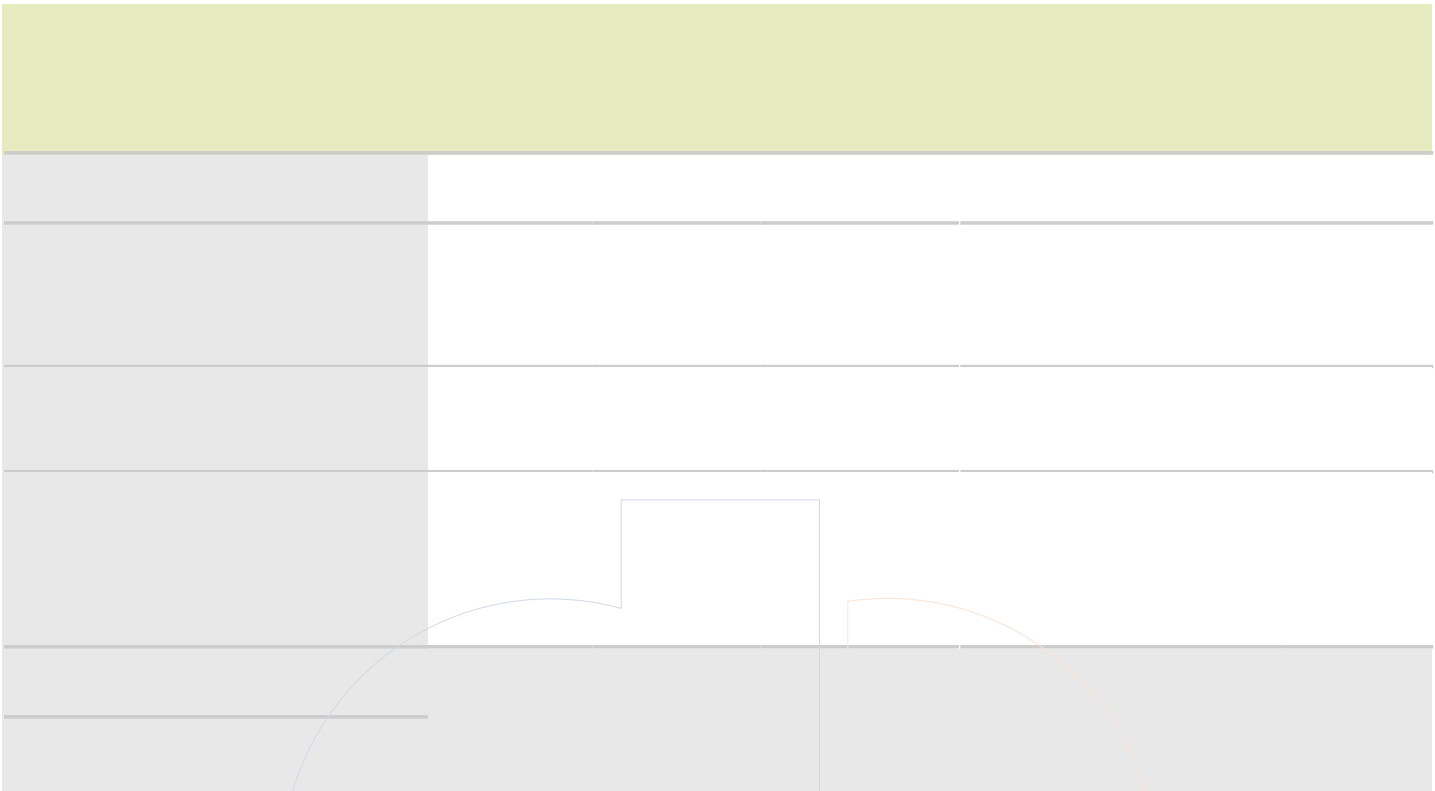
skipped question 21





Dy



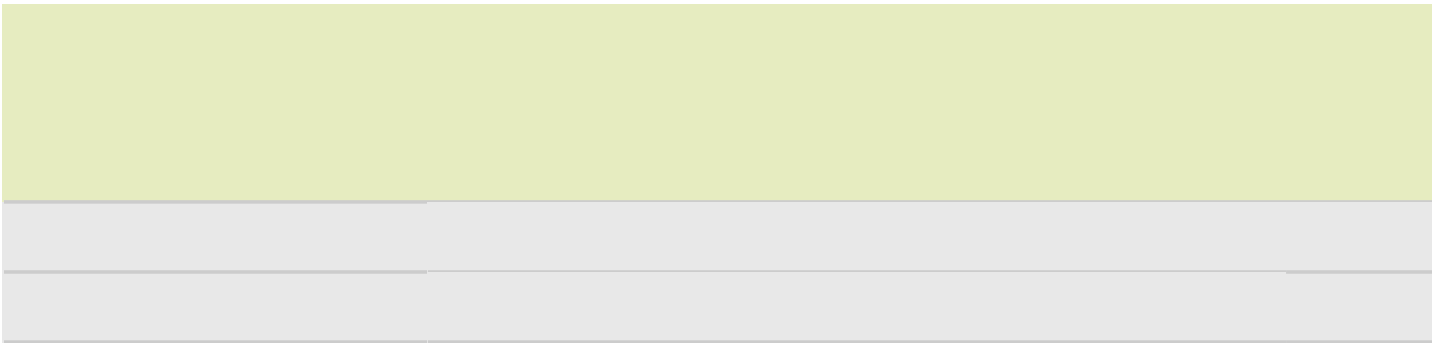


Dy

33. Questions 49-55 University Studies is designed to offer you a broad base of skills and knowledge and to prepare you for upper division study. Please indicate how effective University Studies at Murray State was in helping you achieve these goals.

	Very effective	Effective	Ineffective	Very ineffective	Rating Average	Rating Count
49. Writing skills	32.5% (207)	60.5% (385)	6.9% (44)	0.0% (0)	3.26	636
50. Speaking skills	34.9% (222)	60.0% (382)	4.7% (30)	0.5% (3)	3.29	637
51. Critical thinking skills	37.9% (241)	57.2% (364)	4.4% (28)	0.5% (3)	3.33	636
52. Technology skills/computer skills	30.0% (191)	60.7% (386)	8.0% (51)	1.3% (8)	3.19	636
53. General knowledge in the liberal arts and sciences	25.9% (165)	63.9% (407)	8.9% (57)	1.3% (8)	3.14	637
54. International perspectives	25.1% (160)	61.4% (391)	10.7% (68)	2.8% (18)	3.09	637
55. Stimulation of interest in areas outside your chosen field of study	29.2% (186)	59.3% (378)	9.1% (58)	2.4% (15)	3.15	637
answered question						638
skipped question						60

Dy



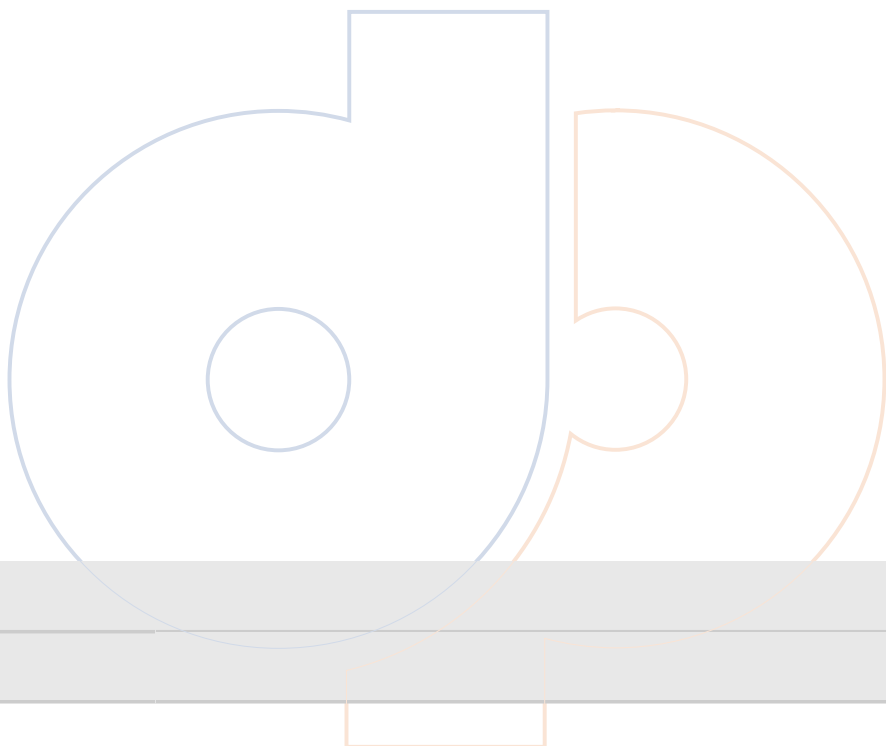


Dy

34. Questions 56-89 For each of these services, activities or programs that you used, please indicate the extent to which you were satisfied that they met your needs. For those that you did not use, mark the "Did Not Use" option.

	Very satisfied	Satisfied	Dissatisfied	Very dissatisfied	Did Not Use	Rating Average	Rating Count
56. African-American/Multicultural Student Services	7.2% (45)	12.5% (78)	1.0% (6)	0.6% (4)	78.7% (491)	3.23	624
57. Blackboard/Canvas	29.3% (183)	66.3% (414)	3.0% (19)	0.8% (5)	0.5% (3)	3.25	624
58. Career Services Office	14.2% (88)	41.9% (260)	3.4% (21)	0.5% (3)	40.1% (249)	3.16	621
59. Cultural programming and activities	8.2% (51)	22.5% (140)	1.1% (7)	0.5% (3)	67.6% (420)	3.19	621
60. Degree audit (MAP report)	37.3% (232)	54.2% (337)	1.8% (11)	0.3% (2)	6.4% (40)	3.37	622
61. Financial Aid Office customer service	19.3% (120)	51.6% (321)	9.0% (56)	4.3% (27)	15.8% (98)	3.02	622
62. Dining Services	13.5% (84)	48.2% (300)	10.0% (62)	2.6% (16)	25.7% (160)	2.98	622
63. Graduation Office	17.2% (107)	53.4% (332)	3.5% (22)	1.1% (7)	24.8% (154)	3.15	622
64. Greek life and activities	15.8% (98)	20.0% (124)	1.4% (9)	1.6% (10)	61.2% (380)	3.29	621
65. Health Services	19.3% (120)	40.0% (249)	6.6% (41)	1.0% (6)	33.1% (206)	3.16	622
66. Honor Societies/Departmental Clubs/Special Interest Organizations	16.4% (102)	37.0% (230)	2.3% (14)	1.4% (9)	42.8% (266)	3.20	621
67. International programs and activities	10.6% (66)	17.4% (108)	0.8% (5)	0.5% (3)	70.7% (440)	3.30	622
answered question							627
skipped question							71

34. Questions 56-89 For each of these services, activities or programs that you used, please indicate the extent to which you were satisfied that they met your needs. For those that you did not use, mark the "Did Not Use" option.

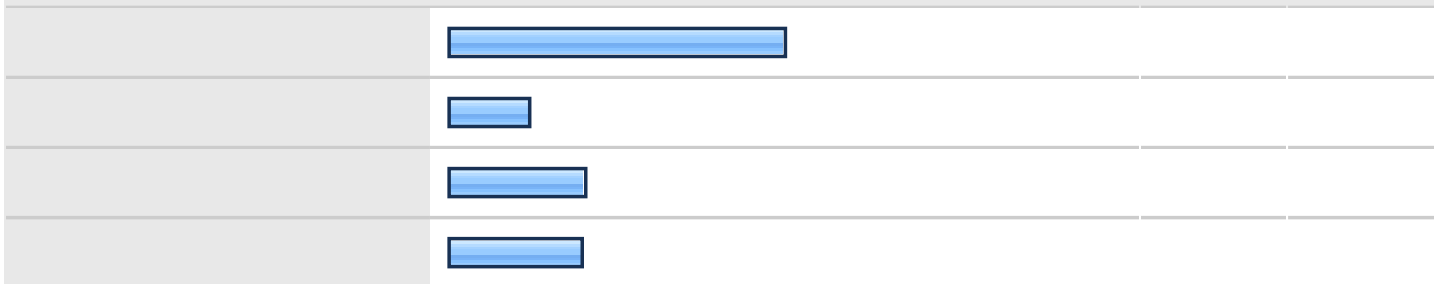
68. International student support services	6.5% (40)	12.0% (74)	1.1% (7)	0.3% (2)	80.1% (496)	3.24	619
69. Internet and wireless access for study and research needs	22.0% (136)	57.4% (355)	8.1% (50)	2.1% (13)	10.5% (65)	3.11	619
70. Intramural Sports and Recreation	16.0% (99)	29.9% (185)	1.8% (11)	0.3% (2)	52.0% (322)	3.28	619
71. LGBT programs	4.7% (29)	12.6% (78)	1.3% (8)	0.3% (2)	81.1% (501)	3.15	618
72. Lowry Center/Developmental courses and tutoring	7.6% (47)	17.4% (107)	1.3% (8)	0.0% (0)	73.7% (453)	3.24	615
73. Library	29.8% (185)	51.8% (321)	3.2% (20)	1.0% (6)	14.2% (88)	3.29	620
74. MSU web site	28.2% (174)	63.4% (391)	5.0% (31)	0.3% (2)	3.1% (19)	3.23	617
75. NCAA Sports	14.2% (88)	24.4% (151)	2.1% (13)	0.6% (4)	58.6% (362)	3.26	618
76. Online courses that are not Blackboard or Canvas	9.4% (58)	24.2% (150)	3.2% (20)	1.0% (6)	62.2% (385)	3.11	619
77. Public Safety/Security Services	19.9% (123)	43.5% (269)	4.2% (26)	1.9% (12)	30.4% (188)	3.17	618
78. Registration through myGate	28.8% (179)	63.1% (392)	4.8% (30)	1.6% (10)	1.6% (10)	3.21	621
79. Residential College programming and activities	15.7% (97)	34.7% (215)	2.6% (16)	1.6% (10)	45.4% (281)	3.18	619
80. Scholarships/grants/student employment	25.7% (160)	52.6% (327)	6.9% (43)	1.0% (6)	13.8% (86)	3.20	622
81. Services for non-traditional students	7.6% (47)	17.4% (108)	3.1% (19)	1.8% (11)	70.1% (434)	3.03	619
answered question							627
skipped question							71




Dy



35. 90. To what extent did you participate in Residential College activities?



	answered question	623
	skipped question	75



Dy

35. 90. To what extent did you participate in Residential College activities?

answered question	623
skipped question	75

36. 91. Which phrase best describes your opinion of Residential Colleges?

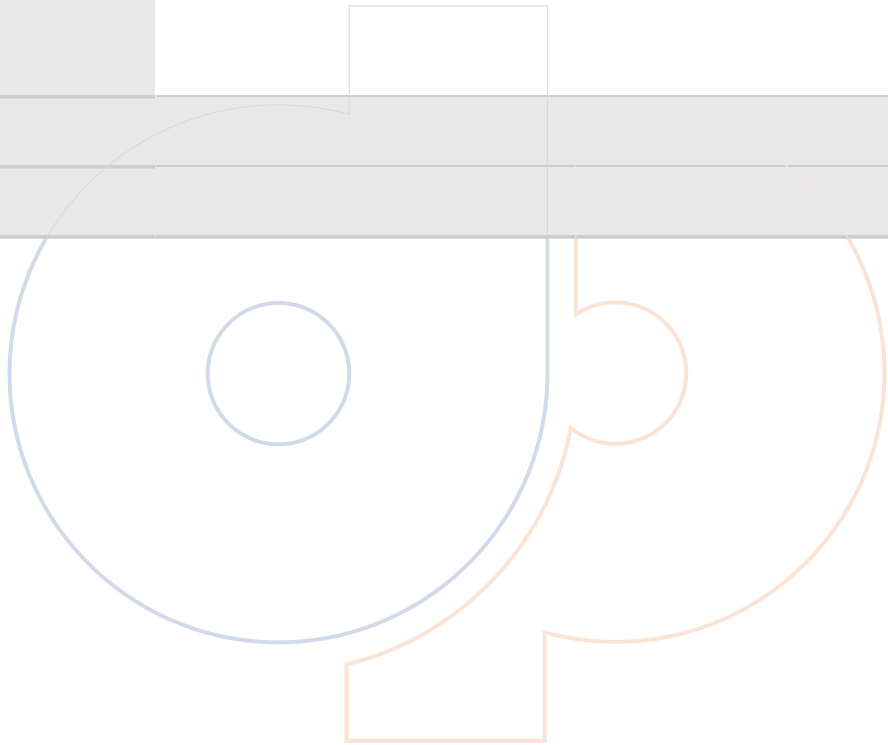
		Response Percent	Response Count
Not familiar with Residential Colleges		38.7%	241
Very positive		15.4%	96
Positive		36.9%	230
Negative		7.9%	49
Very negative		1.1%	7
		answered question	623
		skipped question	75

37. 92. When you graduate how many times will you visit your Residential College?

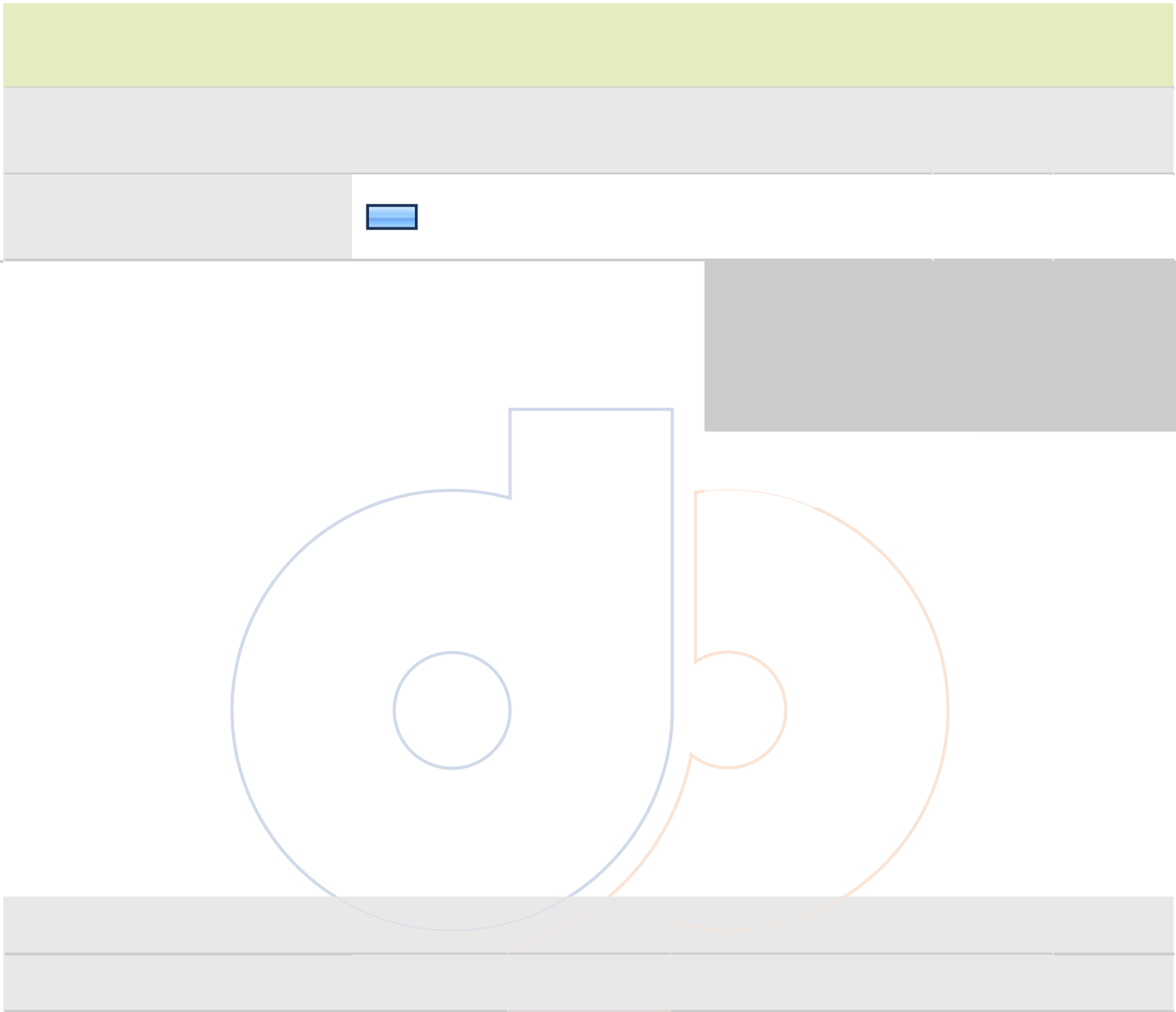
38. Questions 93-102 The University has formulated ten desired "Characteristics of the Murray State University Graduate." Please indicate how effective your MSU experience was in enhancing your abilities in each area.

	Very effective	Effective	Ineffective	Very ineffective	Rating Average	Rating Count
93. Engage in mature, independent and creative thought and express that thought effectively in oral and written communication;	41.1% (244)	55.5% (329)	2.9% (17)	0.5% (3)	3.37	593
94. Understand and apply the critical and scientific methodologies that academic disciplines employ to discover knowledge and ascertain its validity;	35.1% (208)	59.1% (350)	5.4% (32)	0.3% (2)	3.29	592
95. Apply sound standards of information gathering, analysis and evaluation to reach logical decisions;	38.4% (227)	58.0% (343)	3.4% (20)	0.2% (1)	3.35	591
96. Understand the roles and applications of science and technology in the solution of the problems of a changing world;	33.6% (199)	60.8% (360)	5.4% (32)	0.2% (1)	3.28	592
97. Demonstrate a critical understanding of the world's historical, literary, philosophical and artistic traditions;	31.0% (183)	59.0% (348)	9.0% (53)	1.0% (6)	3.20	590
98. Understand the dynamics of cultural diversity, of competing economic and political systems, and of complex moral and ethical issues;	35.5% (210)	57.9% (342)	5.1% (30)	1.5% (9)	3.27	591
99. Understand the nature of and engage in ethical behavior and responsible citizenship;	37.2% (220)	58.7% (347)	2.9% (17)	1.2% (7)	3.32	591
				answered question		593
				skipped question		105


100. Understand the importance of the behaviors necessary to maintain a healthy lifestyle;	36.0% (213)	55.7% (330)	6.4% (38)	1.9% (11)	3.2655.sT 0.3705



Dy



Dy

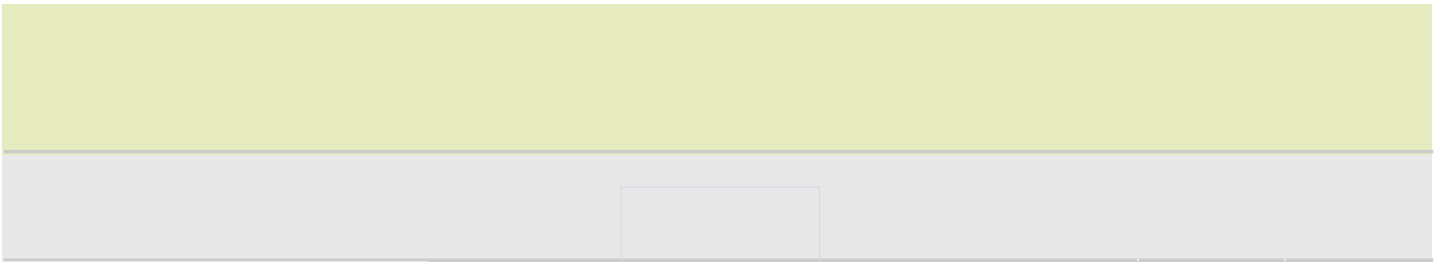



Dy

41. 105. If you intend to work full-time, what do you expect your salary to be?

		Response Percent	Response Count
Above \$75,000		4.7%	28
\$65,000 - \$75,000		5.1%	30
\$55,000 - \$64,999		10.1%	60
\$45,000 - \$54,999		13.8%	82
\$35,000 - \$44,999		25.4%	151
\$25,000 - \$34,999		16.5%	98
Below \$25,000		4.5%	27
Does not apply		19.9%	118
answered question			594
skipped question			104

Dy



Dy



44. Feedback:

	Response Count
	86
answered question	86
skipped question	612




45. 17. Please identify the program/major in which you are earning a degree. If you have a double major, check both of your majors. (Note: Liber1.082.3284 Tmm/major in w


Career & Technical Education (associate's)	0.0%	0
Career & Technical Education (bachelor's)	0.0%	0
Criminal Justice	0.0%	0
Elementary School Education	0.0%	0
Health & Physical Education	0.0%	0
Interdisciplinary Early Childhood Education	0.0%	0
Learning & Behavior Disorders	0.0%	0
Middle School Education	0.0%	0
Recreation & Leisure Services	0.0%	0
Social Work	0.0%	0
Youth & Nonprofit Leadership	0.0%	0
Art	0.0%	0
Creative Writing (BFA)	0.0%	0
English	0.0%	0
English Education (TESOL)	0.0%	0
Philosophy	0.0%	0
International Affairs	0.0%	0
Political Science	0.0%	0
Public Administration	0.0%	0


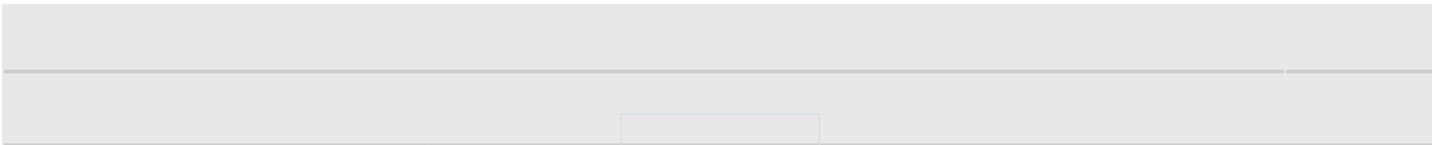


45. 17. Please identify the program/major in which you are earning a degree. If you have a double major, check both of your majors. (Note: Liberal Arts and Integrated Studies Students, check Liberal Arts or Integrated Studies. Do not check your field of study as a major.)

Sociology	0.0%	0
History	0.0%	0
Liberal Arts	0.0%	0
French	0.0%	0
German	0.0%	0
Japanese	0.0%	0
Spanish	0.0%	0
Music	0.0%	0
Music Business	0.0%	0
Psychology	0.0%	0
Theatre	0.0%	0
Biology	0.0%	0
Wildlife & Conservation Biology	0.0%	0
Chemistry	0.0%	0
Applied Physics	0.0%	0
Engineering Physics	0.0%	0
Physics	0.0%	0
Geosciences	0.0%	0
Civil Engineering Technology (associate's)	0.0%	0
Civil Engineering Technology (bachelor's)	0.0%	0
answered question		0
skipped question		698



Dy





Dy