

MSU Senior Survey

1. 1. Graduation Date



Month

	May	August	December	Response Count
Please select the month and year that you plan to graduate:	76.9% (50)	1.5% (1)	21.5% (14)	65

Year

	2012	2013	2014	2015	2016	2017	2018	2019	2020	Response Count
Please select the month and year that you plan to graduate:	0.0% (0)	0.0% (0)	0.0% (0)	0.0% (0)	23.1% (15)	76.9% (50)	0.0% (0)	0.0% (0)	0.0% (0)	65
answered question										65
skipped question										0

2. 2. Gender




		Response Percent	Response Count
Female		72.3%	47
Male		27.7%	18
answered question			65
skipped question			0

3. 3. Ethnic Background

		Response Percent	Response Count
	<input type="checkbox"/>		
	<input type="checkbox"/>		
	<input type="checkbox"/>		
		answered question	65
		skipped question	0

	<input type="checkbox"/>		

5. 5. What is your residency classification at MSU?

		Response Percent	Response Count
In-state		69.2%	45
Out-of-state		27.7%	18
International		3.1%	2
answered question			65
skipped question			0



5. 5. What is your residency classification at MSU?

answered question 65

skipped question 0

6. 6. Age

Response
PercentTj 0.494 Tc 96 0





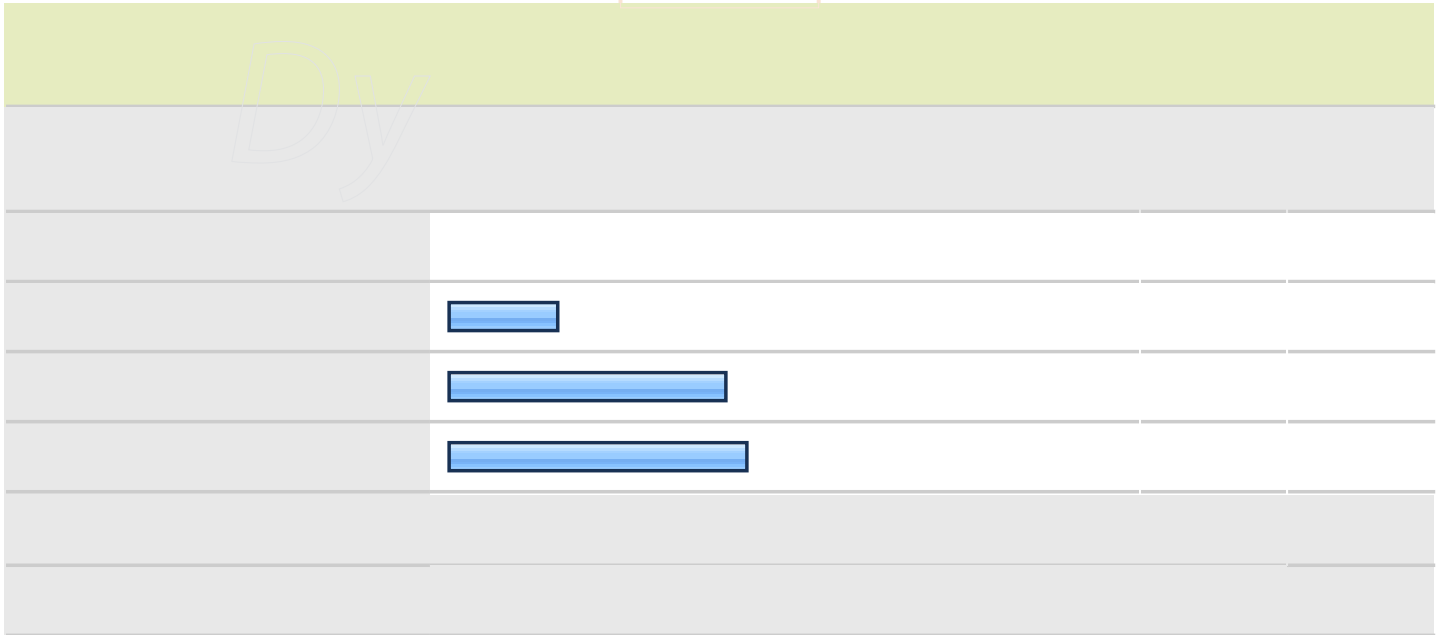
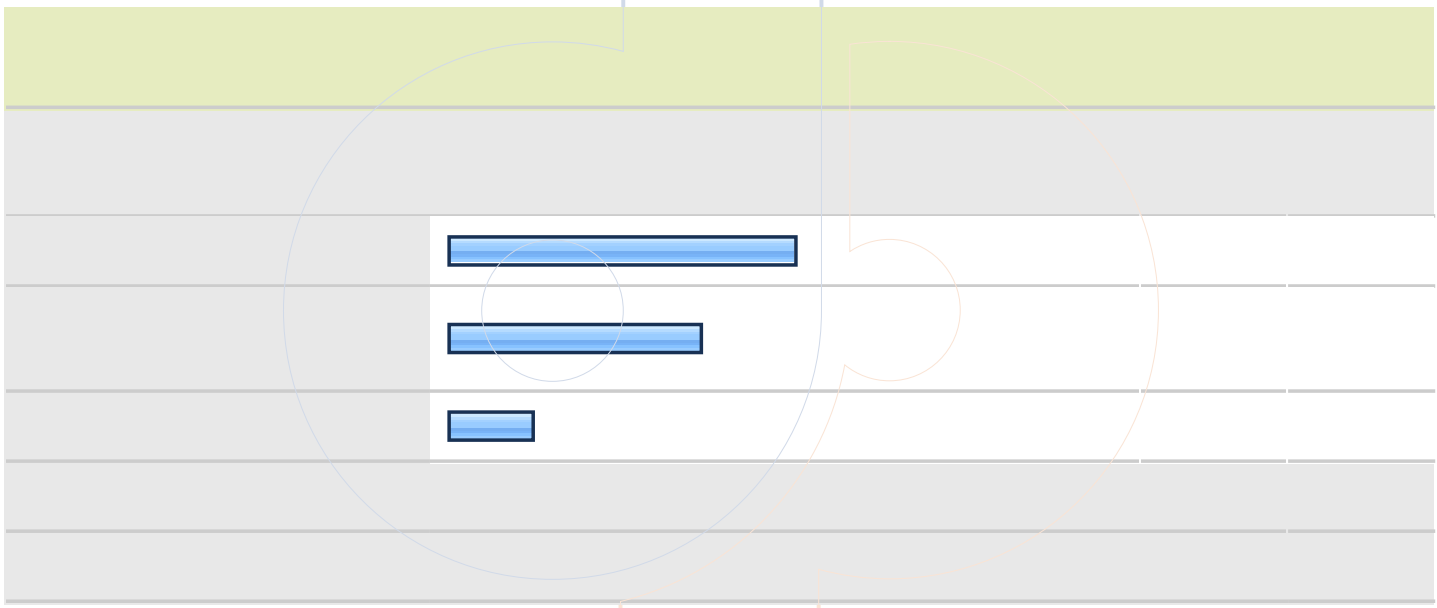
answered question 65

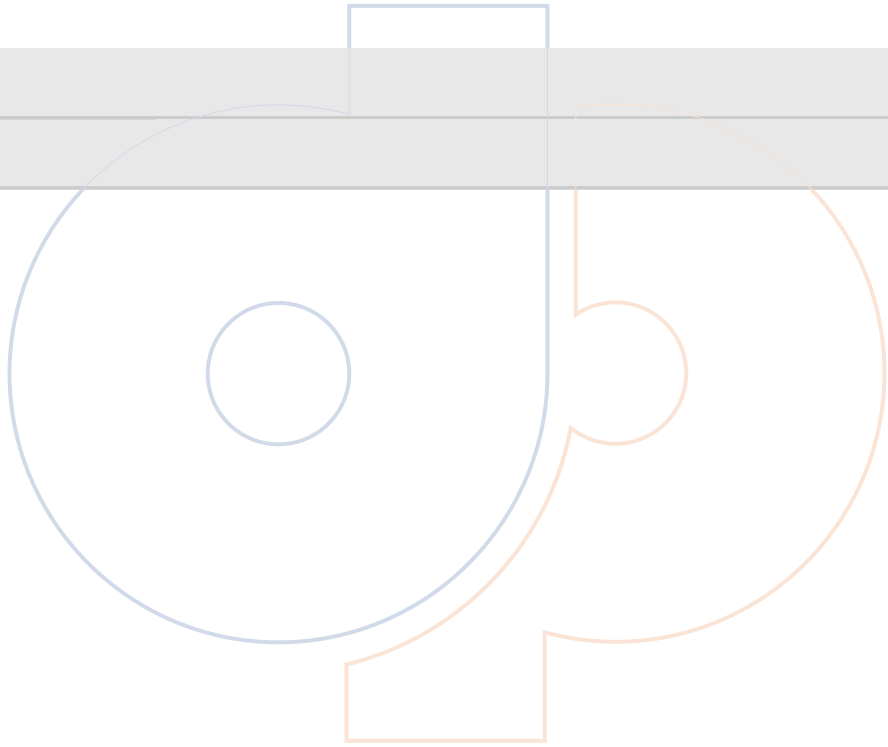
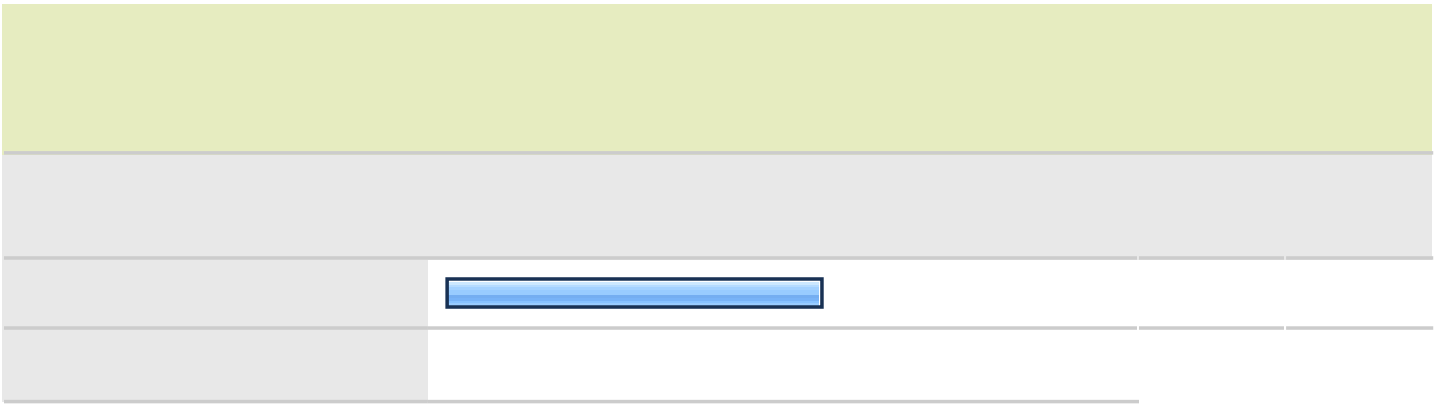
skipped question 0



8. 8. Has either of your parents received a degree from MSU?










	Response	Response
	Response	Response
	Percent	Percent
		
		
	answered question	65
	skipped question	0





Dy

13. 13. In which Residential College are you a member?



		Response Percent	Response Count
Do not know		12.3%	8
Clark College		15.4%	10
Elizabeth College		7.7%	5
Franklin-Springer Colleges		4.6%	3
Hart College		15.4%	10
Hester College		10.8%	7
Regents College		9.2%	6
Richmond College		20.0%	13
White College		4.6%	3
answered question			65
skipped question			0

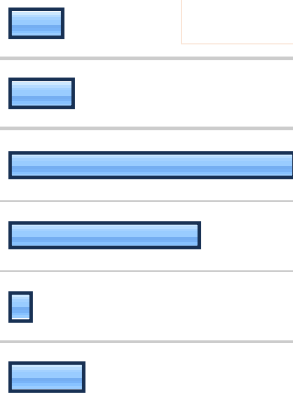
Dy

13. 13. In which Residential College are you a member?

answered question	65
skipped question	0

14. 14. Have you ever received any type of Financial Aid while at MSU? (scholarships, grants, work-study, etc.)

		Response Percent	Response Count
Yes		81.3%	52
No		18.8%	12
		answered question	64
		skipped question	1




16. 16. In what range does your grade point average fall?

		Response Percent	Response Count
Less than 2.00		1.5%	1
2.00-2.50		3.1%	2
2.51-3.00		33.8%	22
3.01-3.50		35.4%	23
3.51-4.00		26.2%	17
answered question			65
skipped question			0

Dy

17. 17. Please identify the program/major in which you are earning a degree. If you have a double major, check both of your majors. (Note: Liberal Arts and Integrated Studies Students, check Liberal Arts or Integrated Studies. Do not check your field of study as a major.)


		Response Percent	Response Count
Accounting		0.0%	0
Advertising		0.0%	0
Agricultural Science & Technology (associate's)		0.0%	0
Agricultural Science (bachelor's)		0.0%	0
Animal Technology/Animal-Equine		0.0%	0
Animal Technology/Vet Tech, Pre-Vet		0.0%	0
Applied Physics		0.0%	0
Art		0.0%	0
Athletic Training		0.0%	0
Biology		0.0%	0
Business Administration (associate's)		0.0%	0
Business Administration (bachelor's)		67.7%	44
Career & Technical Education (associate's)		0.0%	0
Career & Technical Education (bachelor's)		0.0%	0
Chemistry		0.0%	0
Civil Engineering Technology (associate's)		0.0%	0
answered question			65
skipped question			0

17. 17. Please identify the program/major in which you are earning a degree. If you have a double major, check both of your majors. (Note: Liberal Arts and Integrated Studies Students, check Liberal Arts or Integrated Studies. Do not check your field of study as a major.)

Civil Engineering Technology (bachelor's)	0.0%	0
Communication Disorders	0.0%	0
Community Health	0.0%	0
Computer Information Systems	0.0%	0
Computer Science	0.0%	0
Creative Writing (BFA)	0.0%	0
Criminal Justice	0.0%	0
Economics	0.0%	0
Electromechanical Engineering Technology	0.0%	0
Elementary School Education	0.0%	0
Engineering Graphics & Design	0.0%	0
Engineering Physics	0.0%	0
English	0.0%	0
English Education (TESOL)	0.0%	0
Exercise Science	0.0%	0
Finance	0.0%	0
French	0.0%	0
General Studies (associate's)	0.0%	0
Geosciences	0.0%	0
German	0.0%	0
answered question		65
skipped question		0




17. 17. Please identify the program/major in which you are earning a degree. If you have a double major, check both of your majors. (Note: Liberal Arts and Integrated Studies Students, check Liberal Arts or Integrated Studies. Do not check your field of study as a major.)


Form area with horizontal lines and a large stylized 'MSU' watermark.




Dy

19. 21. Which best describes your situation?

		Response Percent	Response Count
Did not change major/area		36.9%	24
Did not initially declare major/area		7.7%	5
Changed major/area		55.4%	36
		answered question	65
		skipped question	0





Dy

22. 24. What time would you have preferred?

Response





answered question 5



skipped question 60




24. 26. Did you take any online courses while at Murray State?

		Response Percent	Response Count
Yes		87.7%	57
No		12.3%	8
answered question			65
skipped question			0


25. 27. Did it take you an extra semester or more to complete degree requirements at Murray State?

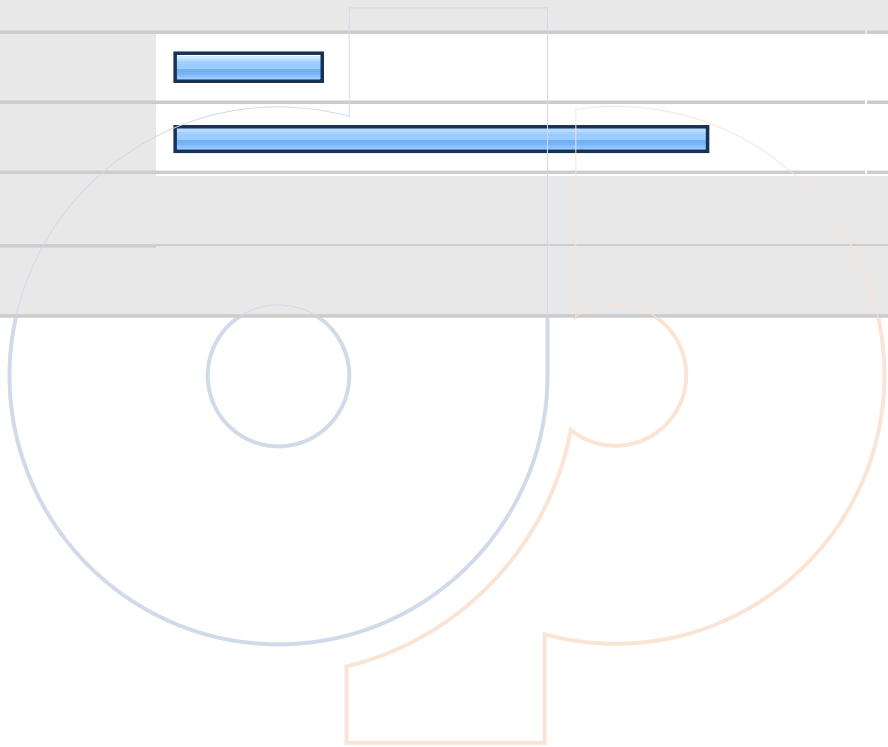
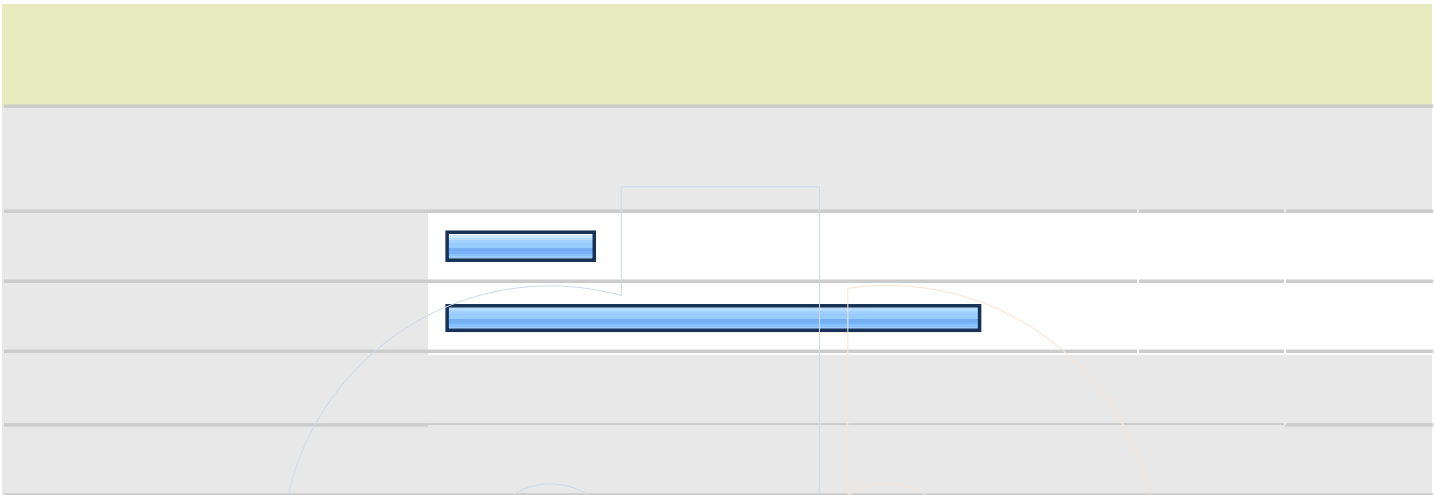
		Response Percent	Response Count
Yes		38.5%	25
No		61.5%	40
answered question			65
skipped question			0

Dy




Dy





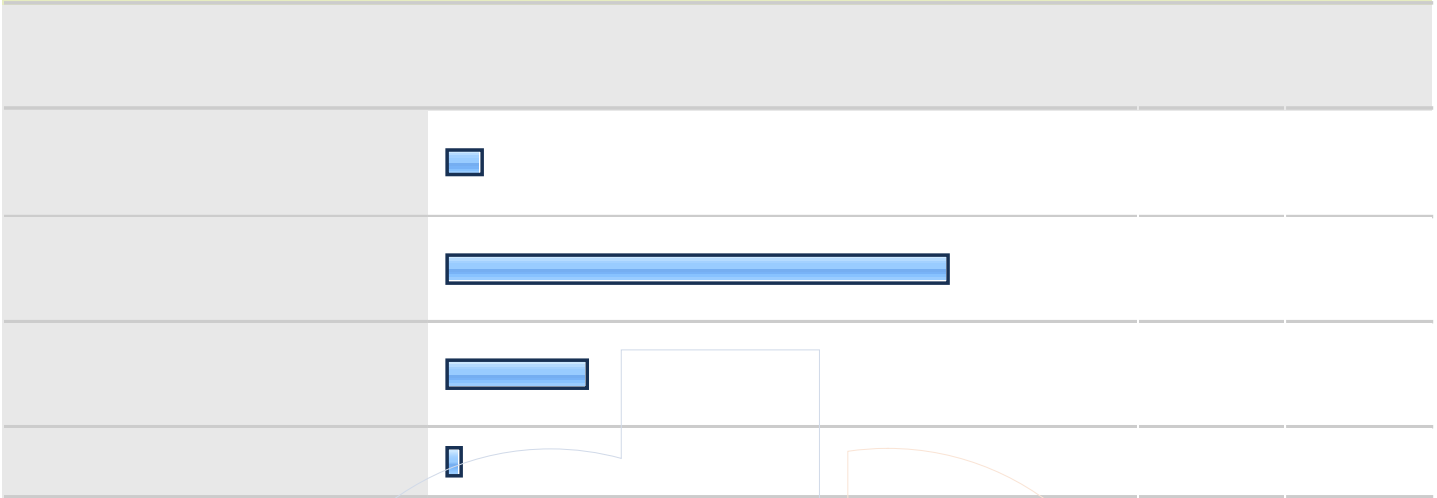
Dy





Dy

31. 33. Which statement best describes your experience with academic advising in your major/area?



0240Count


your 981nswered qu isioT Q Q q4 0 -1396your 9864 0 m 411.088 0 | 411.088 548.113 | 0 548.113 | h W n Q BT 0 0 0 rg 0

Dy

31. 33. Which statement best describes your experience with academic advising in your major/area?


answered question 64

skipped question 1





Dy



46 Effectiveness of library
personnel in meetf126 | h2 35.0985 485.75139y

34. Questions 56-89 For each of these services, activities or programs that you used, please indicate the extent to which you were satisfied that they met your needs. For those that you did not use, mark the "Did Not Use" option.

	Very satisfied	Satisfied	Dissatisfied	Very dissatisfied	Did Not Use	Rating Average	Rating Count
56. African-American/Multicultural Student Services	1.7% (1)	12.1% (7)	1.7% (1)	1.7% (1)	82.8% (48)	2.80	58
57. Blackboard/Canvas	23.7% (14)	71.2% (42)	3.4% (2)	1.7% (1)	0.0% (0)	3.17	59
58. Career Services Office	10.2% (6)	45.8% (27)	3.4% (2)	3.4% (2)	37.3% (22)	3.00	59
59. Cultural programming and activities	1.7% (1)	20.7% (12)	0.0% (0)	3.4% (2)	74.1% (43)	2.80	58
60. Degree audit (MAP report)	37.9% (22)	50.0% (29)	1.7% (1)	0.0% (0)	10.3% (6)	3.40	58
61. Financial Aid Office customer service	22.0% (13)	52.5% (31)	6.8% (4)	6.8% (4)	11.9% (7)	3.02	59
62. Dining Services	5.2% (3)	43.1% (25)	15.5% (9)	5.2% (3)	31.0% (18)	2.70	58
63. Graduation Office	16.9% (10)	59.3% (35)	3.4% (2)	0.0% (0)	20.3% (12)	3.17	59
64. Greek life and activities	14.0% (8)	21.1% (12)	0.0% (0)	0.0% (0)	64.9% (37)	3.40	57
65. Health Services	10.3% (6)	41.4% (24)	6.9% (4)	1.7% (1)	39.7% (23)	3.00	58
66. Honor Societies/Departmental Clubs/Special Interest Organizations	5.2% (3)	32.8% (19)	1.7% (1)	5.2% (3)	55.2% (32)	2.85	58
67. International programs and activities	3.4% (2)	15.5% (9)	0.0% (0)	0.0% (0)	81.0% (47)	3.18	58
answered question							59
skipped question							6

34. Questions 56-89 For each of these services, activities or programs that you used, please indicate the extent to which you were satisfied that they met your needs. For those that you did not use, mark the "Did Not Use" option.





68. International student support services	1.7% (1)	8.6% (5)	0.0% (0)	1.7% (1)	87.9% (51)	2.86	58
69. Internet and wireless access for study and research needs	17.2% (10)	55.2% (32)	5.2% (3)	5.2% (3)	17.2% (10)	3.02	58
70. Intramural Sports and Recreation	12.1% (7)	31.0% (18)	1.7% (1)	0.0% (0)	55.2% (32)	3.23	58
71. LGBT programs	0.0% (0)	6.9% (4)	0.0% (0)	0.0% (0)	93.1% (54)	3.00	58
72. Lowry Center/Developmental courses and tutoring	3.4% (2)	8.6% (5)	0.0% (0)	0.0% (0)	87.9% (51)	3.29	58
73. Library	12.1% (7)	62.1% (36)	3.4% (2)	0.0% (0)	22.4% (13)	3.11	58
74. MSU web site	23.7% (14)	62.7% (37)	13.6% (8)	0.0% (0)	0.0% (0)	3.10	59
75. NCAA Sports	12.1% (7)	17.2% (10)	3.4% (2)	0.0% (0)	67.2% (39)	3.26	58
76. Online courses that are not Blackboard or Canvas	3.4% (2)	37.3% (22)	5.1% (3)	1.7% (1)	52.5% (31)	2.89	59
77. Public Safety/Security Services	8.5% (5)	52.5% (31)	5.1% (3)	3.4% (2)	30.5% (18)	2.95	59
78. Registration through myGate	22.0% (13)	71.2% (42)	5.1% (3)	1.7% (1)	0.0% (0)	3.14	59
79. Residential College programming and activities	8.6% (5)	32.8% (19)	5.2% (3)	5.2% (3)	48.3% (28)	2.87	58
80. Scholarships/grants/student employment	29.3% (17)	50.0% (29)	0.0% (0)	3.4% (2)	17.2% (10)	3.27	58
81. Services for non-traditional students	1.7% (1)	16.9% (10)	3.4% (2)	1.7% (1)	76.3% (45)	2.79	59
answered question							59
skipped question							6


34. Questions 56-89 For each of these services, activities or programs that you used, please indicate the extent to which you were satisfied that they met your needs. For those that you did not use, mark the "Did Not Use" option.

82. Student Disability Services (SDS)	1.7% (1)	12.1% (7)	0.0% (0)	0.0% (0)	86.2% (50)	3.13	58
83. Transcript requests	5.1% (3)	47.5% (28)	8.5% (5)	0.0% (0)	39.0% (23)	2.94	59
84. Student Support Services (SSS)	5.1% (3)	25.4% (15)	0.0% (0)	0.0% (0)	69.5% (41)	3.17	59
85. Transfer Center	10.3% (6)	34.5% (20)	8.6% (5)	0.0% (0)	46.6% (27)	3.03	58
86. University Counseling Services	0.0% (0)	10.3% (6)	3.4% (2)	0.0% (0)	86.2% (50)	2.75	58
87. Veteran Services	3.4% (2)	6.9% (4)	0.0% (0)	0.0% (0)	89.7% (52)	3.33	58
88. Wellness Center	19.0% (11)	53.4% (31)	0.0% (0)	1.7% (1)	25.9% (15)	3.21	58
89. Women's Center	1.7% (1)	10.3% (6)	0.0% (0)	0.0% (0)	87.9% (51)	3.14	58
answered question							59
skipped question							6

Dy

35. 90. To what extent did you participate in Residential College activities?

		Response Percent	Response Count
Did not participate		49.2%	29
Frequently		11.9%	7
Occasionally		13.6%	8
Seldom		25.4%	15
answered question			59
skipped question			6



35. 90. To what extent did you participate in Residential College activities?

answered question	59
skipped question	6

36. 91. Which phrase best describes your opinion of Residential Colleges?

		Response Percent	Response Count
Not familiar with Residential Colleges		36.7%	22
Very positive		16.7%	10
Positive		28.3%	17
Negative		16.7%	10
Very negative		1.7%	1
		answered question	60
		skipped question	5

37. 92. When you graduate how many times will you have studied abroad during your university career?


		Response Percent	Response Count
None		85.0%	51
One		13.3%	8
Two		1.7%	1
Three or more		0.0%	0
		answered question	60
		skipped question	5

38. Questions 93-102 The University has formulated ten desired "Characteristics of the Murray State University Graduate." Please indicate how effective your MSU experience was in enhancing your abilities in each area.

	Very effective	Effective	Ineffective	Very ineffective	Rating Average	Rating Count
93. Engage in mature, independent and creative thought and express that thought effectively in oral and written communication;	37.7% (20)	56.6% (30)	5.7% (3)	0.0% (0)	3.32	53
94. Understand and apply the critical and scientific methodologies that academic disciplines employ to discover knowledge and ascertain its validity;	30.2% (16)	56.6% (30)	13.2% (7)	0.0% (0)	3.17	53
95. Apply sound standards of information gathering, analysis and evaluation to reach logical decisions;	37.7% (20)	54.7% (29)	7.5% (4)	0.0% (0)	3.30	53
96. Understand the roles and applications of science and technology in the solution of the problems of a changing world;	26.4% (14)	66.0% (35)	7.5% (4)	0.0% (0)	3.19	53
97. Demonstrate a critical understanding of the world's historical, literary, philosophical and artistic traditions;	30.2% (16)	52.8% (28)	17.0% (9)	0.0% (0)	3.13	53
98. Understand the dynamics of cultural diversity, of competing economic and political systems, and of complex moral and ethical issues;	39.6% (21)	49.1% (26)	9.4% (5)	1.9% (1)	3.26	53
99. Understand the nature of and engage in ethical behavior and responsible citizenship;	34.0% (18)	62.3% (33)	3.8% (2)	0.0% (0)	3.30	53
					answered question	53
					skipped question	12

38. Questions 93-102 The University has formulated ten desired "Characteristics of the Murray State University Graduate." Please indicate how effective your MSU experience

100. Understand the importance of the behaviors necessary to maintain a healthy lifestyle;	30.2% (16)	58.5% (31)	11.3% (6)	0.0% (0)	3.19	53
101. Demonstrate mastery of a chosen field of study;	30.2% (16)	60.4% (32)	9.4% (5)	0.0% (0)	3.21	53
102. Value intellectual pursuit and continuous learning in a changing world.	34.0% (18)	56.6% (30)	7.5% (4)	1.9% (1)	3.23	53



Dy




Dy

39. 103. What do you expect to do after you graduate?

answered question	57
skipped question	8

40. 104. If you are already employed, how closely related is your job to your field of study?



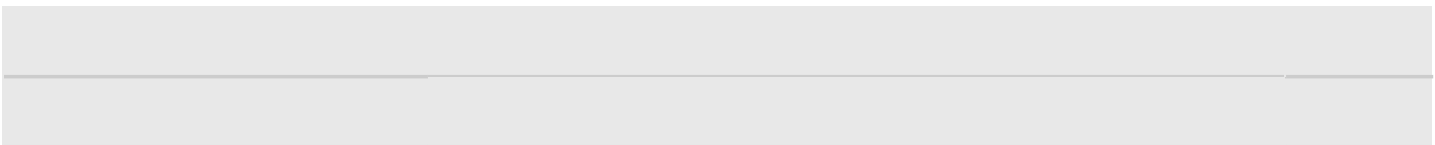
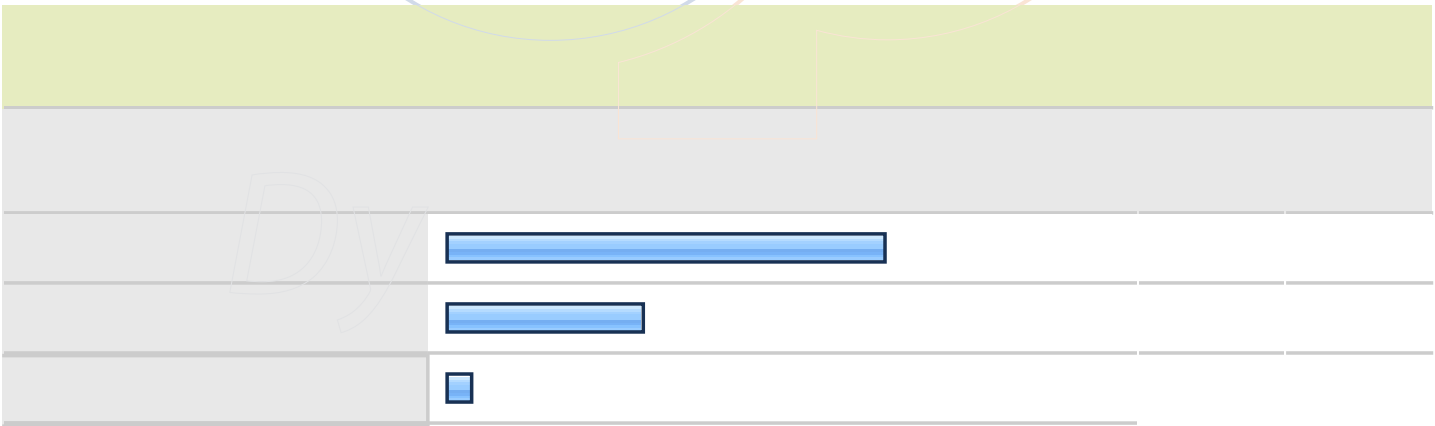
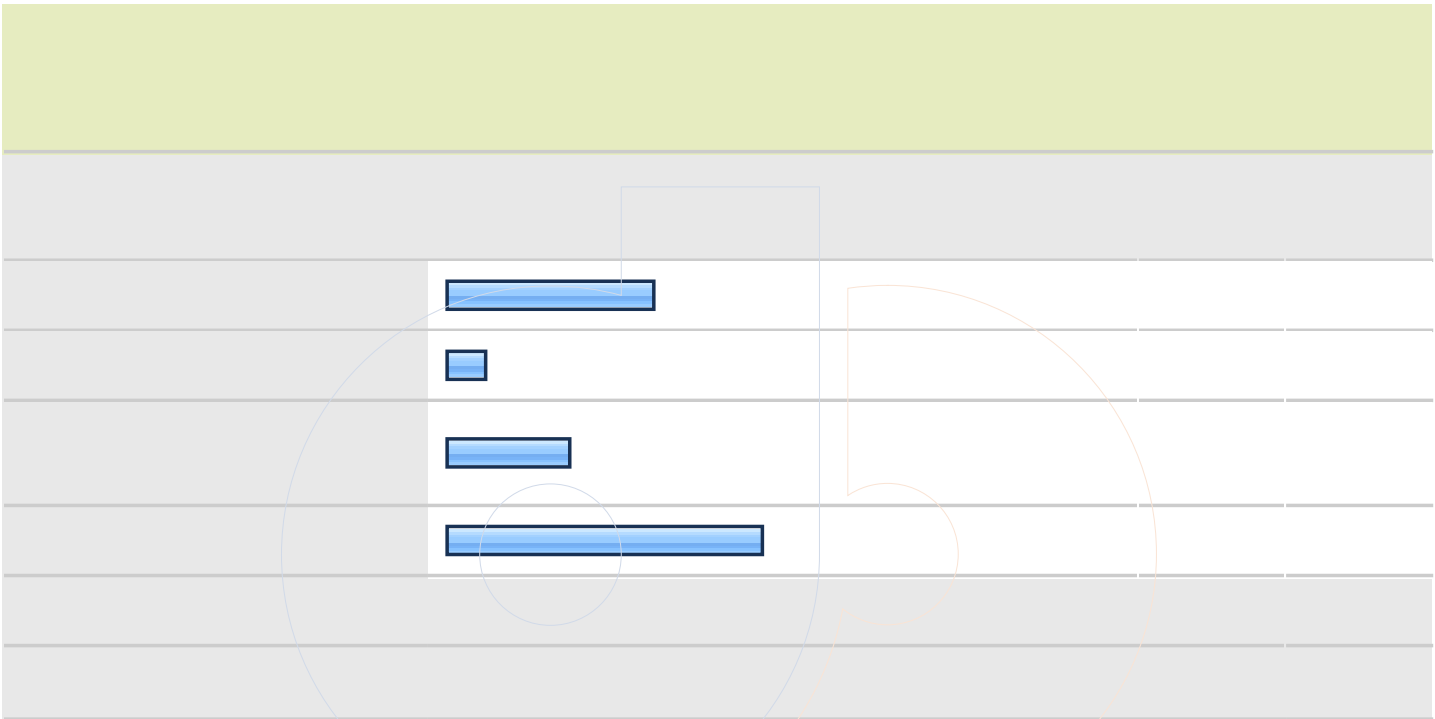
answered question	56
skipped question	9

Dy

41. 105. If you intend to work full-time, what do you expect your salary to be?

		Response Percent	Response Count
Above \$75,000		3.6%	2
\$65,000 - \$75,000		9.1%	5
\$55,000 - \$64,999		18.2%	10
\$45,000 - \$54,999		14.5%	8
\$35,000 - \$44,999		29.1%	16
\$25,000 - \$34,999		7.3%	4
Below \$25,000		5.5%	3
Does not apply		12.7%	7
answered question			55
skipped question			10

Dy



44. Feedback:

	Response Count
	8
answered question	8
skipped question	57



45. 17. Please identify the program/major in which you are earning a degree. If you have a double major, check both of your majors. (Note: Liberal Arts and Integrated Studies Students, check Liberal Arts or Integrated Studies. Do not check your field of study as a major.)

	Response Percent	Response Count
Accounting	0.0%	0
Advertising	0.0%	0
Business Administration (associate's)	0.0%	0
Business Administration (bachelor's)	0.0%	0
Business GIS (certificate)	0.0%	0
Computer Information Systems	0.0%	0
Computer Science	0.0%	0
Economics	0.0%	0
Finance	0.0%	0
Graphic Communications Media	0.0%	0
International Business	0.0%	0
Journalism	0.0%	0
Management	0.0%	0
Marketing	0.0%	0
Organizational Communication	0.0%	0
Public Relations	0.0%	0
Television Production	0.0%	0
Telecommunications Systems Mgmt	0.0%	0
	answered question	0
	skipped question	65

Career & Technical Education (associate's)		0.0%	0
Career & Technical Education (bachelor's)		0.0%	0
Criminal Justice		0.0%	0
Elementary School Education		0.0%	0
Health & Physical Education		0.0%	0
Interdisciplinary Early Childhood Education		0.0%	0
Learning & Behavior Disorders		0.0%	0
Middle School Education		0.0%	

45. 17. Please identify the program/major in which you are earning a degree. If you have a double major, check both of your majors. (Note: Liberal Arts and Integrated Studies Students, check Liberal Arts or Integrated Studies. Do not check your field of study as a major.)

Sociology	0.0%	0
History	0.0%	0
Liberal Arts	0.0%	0
French	0.0%	0
German	0.0%	0
Japanese	0.0%	0
Spanish	0.0%	0
Music	0.0%	0
Music Business	0.0%	0
Psychology	0.0%	0
Theatre	0.0%	0
Biology	0.0%	0
Wildlife & Conservation Biology	0.0%	0

answered question 0

skipped question 65



Dy



45. 17. Please identify the program/major in which you are earning a degree. If you have a double major, check both of your majors. (Note: Liberal Arts and Integrated Studies Students, check Liberal Arts or Integrated Studies. Do not check your field of study as a major.)

Integrated Studies (BIS)	0.0%	0
General Studies (associate's)	0.0%	0
answered question		0
skipped question		65

