

MSU Senior Survey

1. 1. Graduation Date



Month

	May	August	December	Response Count
Please select the month and year that you plan to graduate:	70.4% (38)	0.0% (0)	29.6% (16)	54



Year

	2012	2013	2014	2015	2016	2017	2018	2019	2020	Response Count
Please select the month and year that you plan to graduate:	0.0% (0)	0.0% (0)	0.0% (0)	0.0% (0)	27.8% (15)	72.2% (39)	0.0% (0)	0.0% (0)	0.0% (0)	54
answered question										54
skipped question										0


2. 2. Gender

		Response Percent	Response Count
Female		96.3%	52
Male		3.7%	2
answered question			54
skipped question			0

3. 3. Ethnic Background

		Response Percent	Response Count
White		98.1%	53
Black/African-American		1.9%	1
Asian		0.0%	0
Hispanic/Latino		0.0%	0
American Indian/Alaskan Native		0.0%	0
Native Hawaiian/Other Pacific Islander		0.0%	0
Two or more races		0.0%	0
		answered question	54
		skipped question	0

4. 4. Are you a U.S. citizen?

		Response Percent	Response Count
Yes		100.0%	54
No		0.0%	0
		answered question	54
		skipped question	0

5. 5. What is your residency classification at MSU?

	<input type="text"/>
	<input type="text"/>

answered question	53
skipped question	



5. 5. What is your residency classification at MSU?

answered question	53
skipped question	1

6. 6. Age

		Response Percent	Response Count
24 or younger		79.6%	43
25-34		20.4%	11
35-44		0.0%	0
45 or older		0.0%	0
		answered question	54
		skipped question	0

7. 7. Has either of your parents received a bachelor's degree?

		Response Percent	Response Count
Yes		50.0%	27
No		50.0%	27
		answered question	54
		skipped question	0

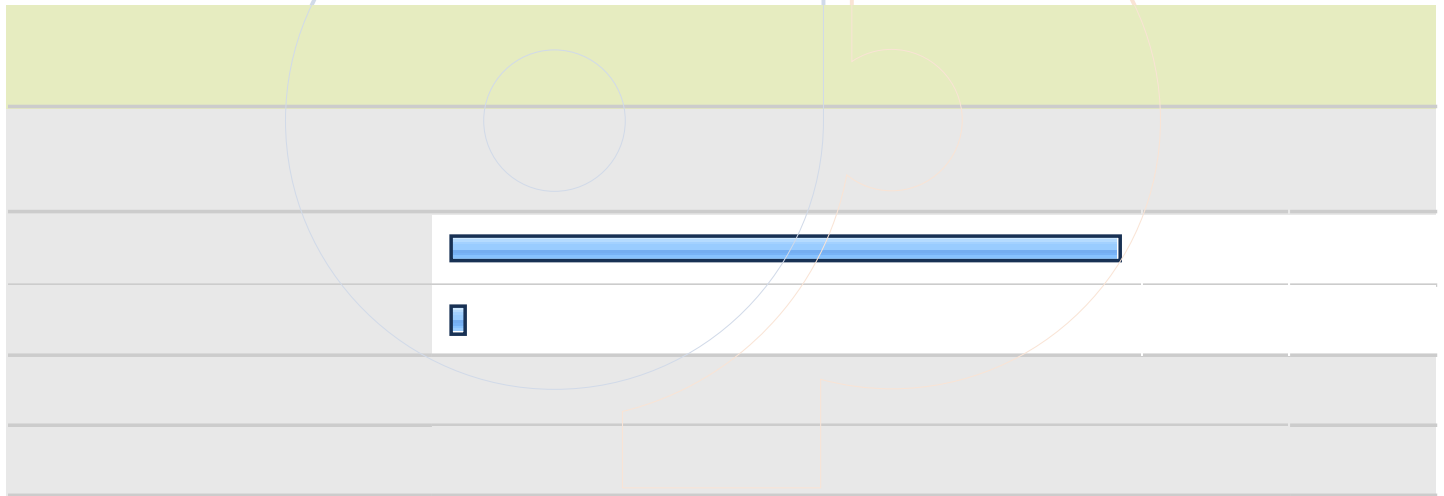


Dy

၇၈၄၆၇၈၉










11. 11. Approximately what percent of your University Studies (general education) classes did you take at MSU?

		Response Percent	Response Count
Under 25%		56.0%	
		answered question	25
		skipped question	29



Dy

13. 13. In which Residential College are you a member?



		Response Percent	Response Count
Do not know		26.4%	14
Clark College		9.4%	5
Elizabeth College		13.2%	7
Franklin-Springer Colleges		11.3%	6
Hart College		7.5%	4
Hester College		11.3%	6
Regents College		1.9%	1
Richmond College		17.0%	9
White College		1.9%	1
answered question			53
skipped question			1

Dy







13. 13. In which Residential College are you a member?

answered question	53
skipped question	1

14. 14. Have you ever received any type of Financial Aid while at MSU? (scholarships, grants, work-study, etc.)

		Response Percent	Response Count
Yes		87.0%	47
No		13.0%	7
		answered question	54
		skipped question	0

15. 15. How many years will it take you to complete your degree from the point of your initial enrollment in college (including any time at a previous institution)?

		Response Percent	Response Count
Two		7.4%	4
Three		11.1%	6
Four		63.0%	34
Five		13.0%	7
Six		3.7%	2
More than six		1.9%	1
		answered question	54
		skipped question	0


16. 16. In what range does your grade point average fall?

		Response Percent	Response Count
Less than 2.00		0.0%	0
2.00-2.50		0.0%	0
2.51-3.00		5.6%	3
3.01-3.50		33.3%	18
3.51-4.00		61.1%	33
answered question			54
skipped question			0

Dy

17. 17. Please identify the program/major in which you are earning a degree. If you have a double major, check both of your majors. (Note: Liberal Arts and Integrated Studies Students, check Liberal Arts or Integrated Studies. Do not check your field of study as a major.)

	Response Percent	Response Count
Accounting	0.0%	0
Advertising	0.0%	0
Agricultural Science & Technology (associate's)	0.0%	0
Agricultural Science (bachelor's)	0.0%	0
Animal Technology/Animal-Equine	0.0%	0
Animal Technology/Vet Tech, Pre-Vet	0.0%	0
Applied Physics	0.0%	0
Art	0.0%	0
Athletic Training	0.0%	0
Biology	0.0%	0
Business Administration (associate's)	0.0%	0
Business Administration (bachelor's)	0.0%	0
Career & Technical Education (associate's)	0.0%	0
Career & Technical Education (bachelor's)	0.0%	0
Chemistry	0.0%	0
Civil Engineering Technology (associate's)	0.0%	0
	answered question	54
	skipped question	0

Civil Engineering Technology (bachelor's)		0.0%	0
Communication Disorders		0.0%	0
Community Health		0.0%	0
Computer Information Systems		0.0%	0
Computer Science		0.0%	0
Creative Writing (BFA)		0.0%	0
Criminal Justice		0.0%	0
Economics		0.0%	0
Electromechanical Engineering Technology		0.0%	0
Elementary School Education		92.6%	50
Engineering Graphics & Design		0.0%	0
Engineering Physics		0.0%	0
English		0.0%	0
English Education (TESOL)		0.0%	0
Exercise Science		0.0%	0
Finance		0.0%	0
French		0.0%	0
General Studies (associate's)		0.0%	0
Geosciences		0.0%	0
German		0.0%	0



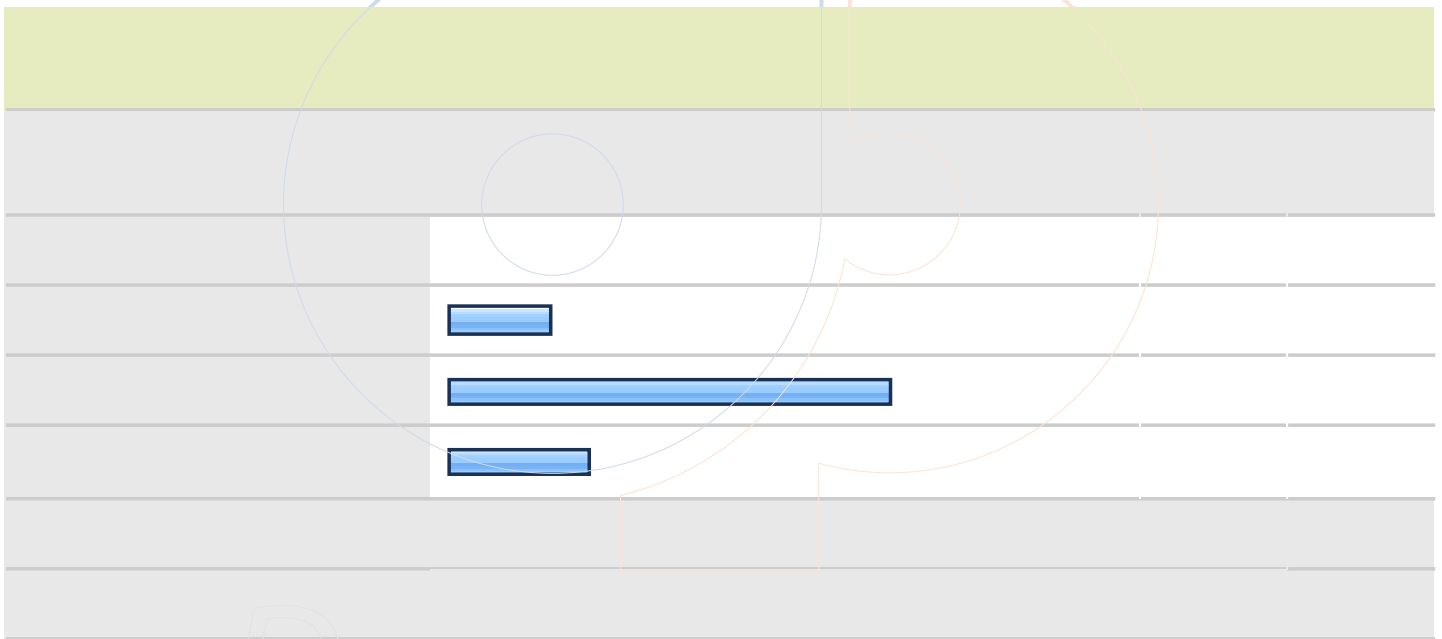
Dy

17. 17. Please identify the program/major in which you are earning a degree. If you have a double major, check both of your majors. (Note: Liberal Arts and Integrated Studies Students, check Liberal Arts or Integrated Studies. Do not check your field of study as a major.)

Middle School Education	0.0%	0
Music	0.0%	0
Music Business	0.0%	0
Nonprofit Leadership Studies	0.0%	0
Nursing	0.0%	0
Nursing/RN to BSN	0.0%	0
Nutrition, Dietetics, & Food Mgmt	0.0%	0
Occupational Safety and Health	0.0%	0
Organizational Communication	0.0%	0
Philosophy	0.0%	0
Physics	0.0%	0
Political Science	0.0%	0
Psychology	0.0%	0
Public Administration	0.0%	0
Public Relations	0.0%	0
Recreation & Leisure Services	0.0%	0
Social Work	0.0%	0
Sociology	0.0%	0
Spanish	0.0%	0
Telecommunications Systems Mgmt	0.0%	0
answered question		54
skipped question		0


17. 17. Please identify the program/major in which you are earning a degree. If you have a double major, check both of your majors. (Note: Liberal Arts and Integrated Studies Students, check Liberal Arts or Integrated Studies. Do not check your field of study as a major.)

Television Production	0.0%	0
Theatre	0.0%	0
Wildlife & Conservation Biology	0.0%	0
answered question		54
skipped question		0



19. 21. Which best describes your situation?







		Response Percent	Response Count
Did not change major/area		68.5%	37
Did not initially declare major/area		3.7%	2
Changed major/area		27.8%	15
		answered question	54
		skipped question	0





19. 21. Which best describes your situation?

answered question	54
skipped question	0

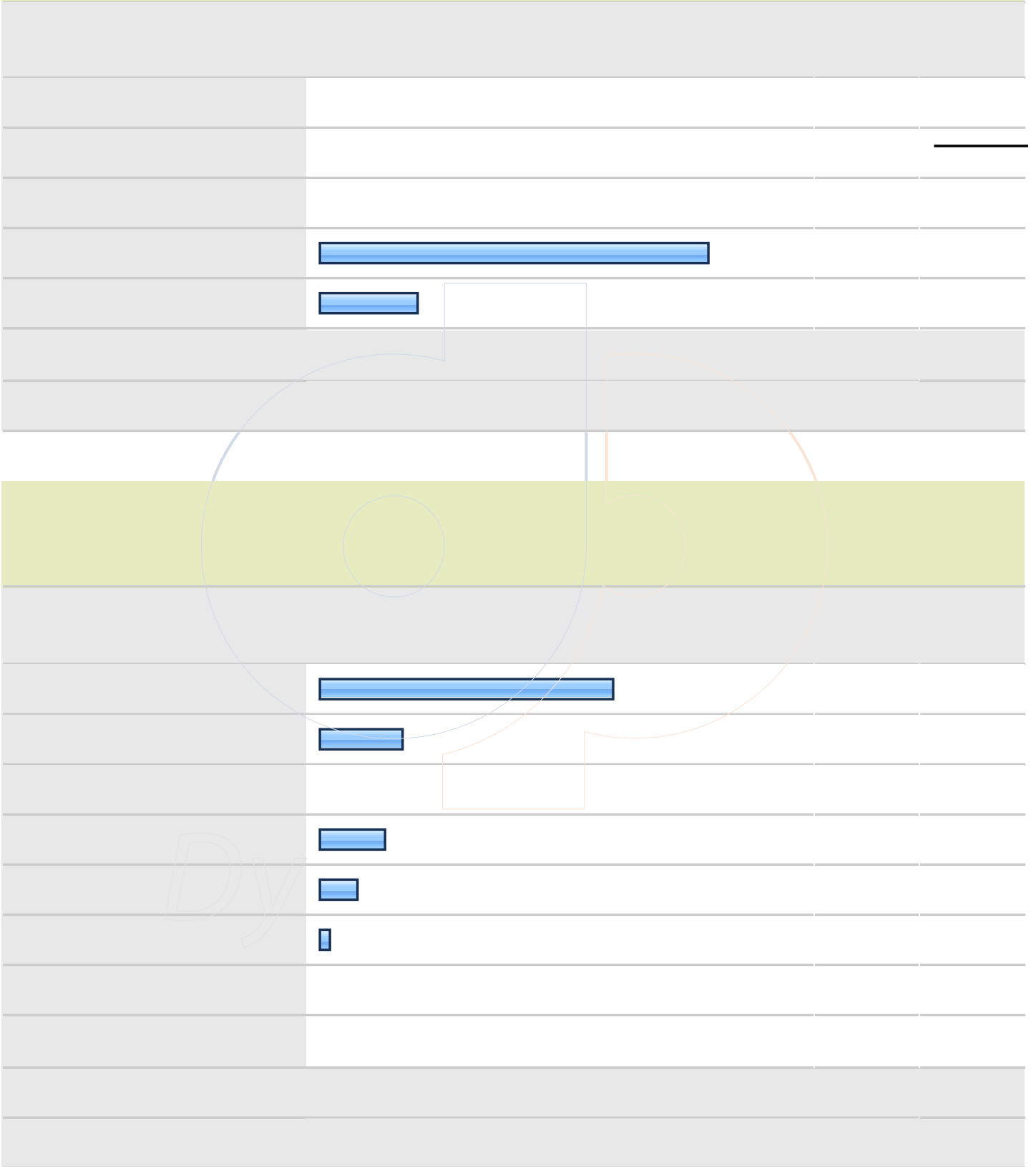
20. 22. While school was in session during the past year, how many hours per week, on average, did you work for pay?

		Response Percent	Response Count
Did not work		29.6%	16
Worked 1-10 hrs		16.7%	9
Worked 11-20 hrs		25.9%	14
Worked 21-30 hrs		18.5%	10
Worked 31-40 hrs		5.6%	3
Worked over 40 hrs		3.7%	2
		answered question	54
		skipped question	0



21. 23. For the most part, were classes offered at times convenient to you?

		Response Percent	Response Count
Yes		92.6%	50
No		7.4%	4
		answered question	54
		skipped question	0



22. 24. What time would you like to spend on this activity? (0-30 minutes)



24. 26. Did you take any online courses while at Murray State?







		Response Percent	Response Count
Yes		57.4%	31
No		42.6%	23
answered question			54
skipped question			0

25. 27. Did it take you an extra semester or more to complete degree requirements at Murray State?

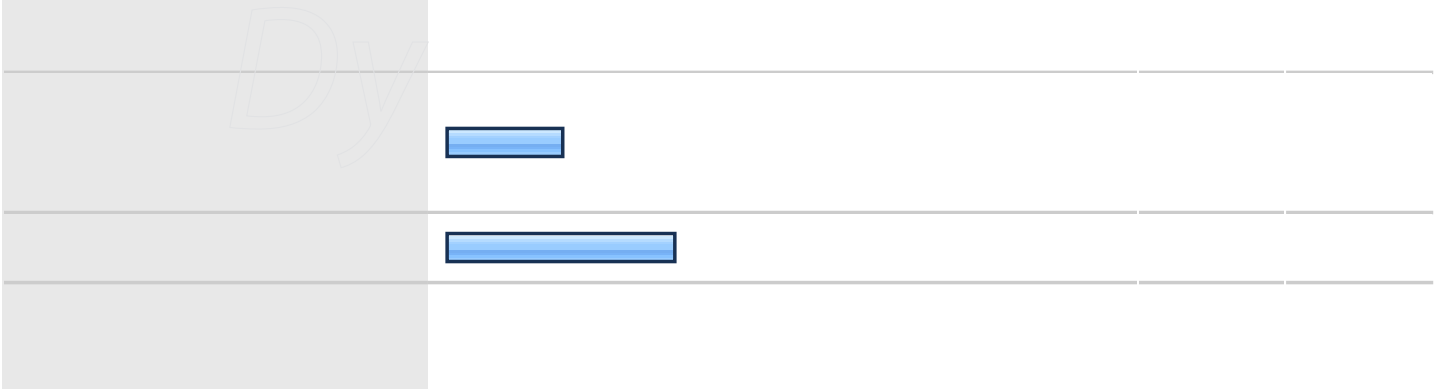


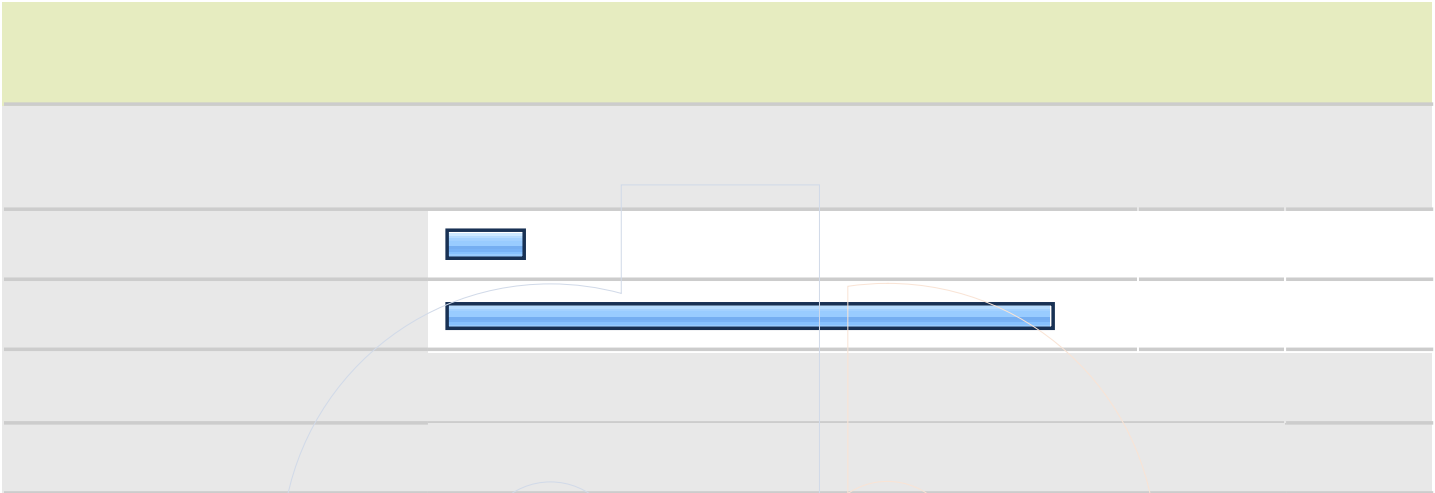

		Response Percent	Response Count
Yes		31.5%	17
No		68.5%	37
answered question			54
skipped question			0

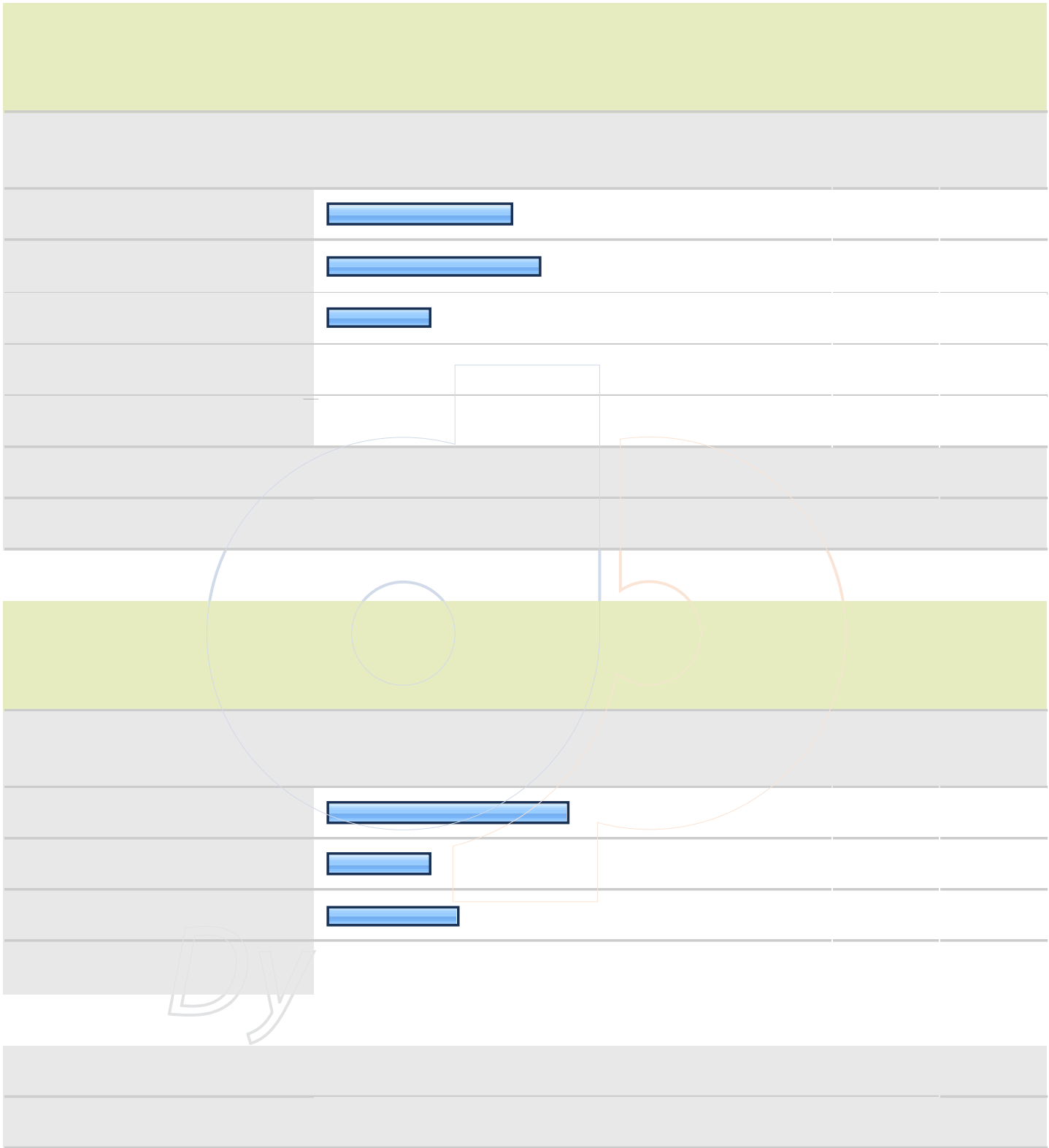
Dy

26. 28. Why did it take you an extra semester or more?

		Response Percent	Response Count
Work obligation limited my enrollment.		17.6%	3
Family obligations limited my enrollment.		11.8%	2
Tuition and other costs of attendance limited my enrollment.		0.0%	0
A decision to change majors added to my requirements.		52.9%	9
A required course or courses were not offered.		11.8%	2
Credits were lost transferring to Murray State.		11.8%	2
Other (please specify)		23.5%	4
		answered question	17
		skipped question	37

Dy








Dy

31. 33. Which statement best describes your experience with academic advising in your major/area?

answered question

54





Dy

32. Questions 34-48 For each of these items, indicate the extent to which you were satisfied.

46 Effectiveness of library personnel in meeting your information needs	27.7% (13)	63.8% (30)	8.5% (4)	0.0% (0)	3.19	47
47. Access to on-hand or electronic library resources	28.6% (14)	63.3% (31)	6.1% (3)	2.0% (1)	3.18	49
48. Computer, individual and group work spaces available within University Libraries (Waterfield, Pogue and Overby)	27.7% (13)	63.8% (30)	6.4% (3)	2.1% (1)	3.17	47
answered question						49
skipped question						5

33. Questions 49-55 University Studies is designed to offer you a broad base of skills and knowledge and to prepare you for upper division study. Please indicate how effective University Studies at Murray State was in helping you achieve these goals.

	Very effective	Effective	Ineffective	Very ineffective	Rating Average	Rating Count
49. Writing skills	22.9% (11)	70.8% (34)	6.3% (3)	0.0% (0)	3.17	48
50. Speaking skills	25.5% (12)	68.1% (32)	6.4% (3)	0.0% (0)	3.19	47
51. Critical thinking skills	23.4% (11)	70.2% (33)	4.3% (2)	2.1% (1)	3.15	47
52. Technology skills/computer skills	19.1% (9)	72.3% (34)	6.4% (3)	2.1% (1)	3.09	47
53. General knowledge in the liberal arts and sciences	14.9% (7)	70.2% (33)	12.8% (6)	2.1% (1)	2.98	47
54. International perspectives	14.9% (7)	66.0% (31)	14.9% (7)	4.3% (2)	2.91	47
55. Stimulation of interest in areas outside your chosen field of study	17.0% (8)	66.0% (31)	10.6% (5)	6.4% (3)	2.94	47
answered question						48
skipped question						6

34. Questions 56-89 For each of these services, activities or programs that you used, please indicate the extent to which you were satisfied that they met your needs. For those that you did not use, mark the "Did Not Use" option.

	Very satisfied	Satisfied	Dissatisfied	Very dissatisfied	Did Not Use	Rating Average	Rating Count
56. African-American/Multicultural Student Services	4.3% (2)	23.9% (11)	0.0% (0)	2.2% (1)	69.6% (32)	3.00	46
57. Blackboard/Canvas	21.7% (10)	71.7% (33)	6.5% (3)	0.0% (0)	0.0% (0)	3.15	46
58. Career Services Office	13.0% (6)	39.1% (18)	4.3% (2)	0.0% (0)	43.5% (20)	3.15	46
59. Cultural programming and activities	8.7% (4)	26.1% (12)	0.0% (0)	0.0% (0)	65.2% (30)	3.25	46
60. Degree audit (MAP report)	23.9% (11)	69.6% (32)	0.0% (0)	0.0% (0)	6.5% (3)	3.26	46
61. Financial Aid Office customer service	17.4% (8)	65.2% (30)	4.3% (2)	2.2% (1)	10.9% (5)	3.10	46
62. Dining Services	8.7% (4)	45.7% (21)	8.7% (4)	2.2% (1)	34.8% (16)	2.93	46
63. Graduation Office	10.9% (5)	63.0% (29)	0.0% (0)	0.0% (0)	26.1% (12)	3.15	46
64. Greek life and activities	8.7% (4)	26.1% (12)	6.5% (3)	2.2% (1)	56.5% (26)	2.95	46
65. Health Services	19.6% (9)	54.3% (25)	2.2% (1)	0.0% (0)	23.9% (11)	3.23	46
66. Honor Societies/Departmental Clubs/Special Interest Organizations	13.0% (6)	52.2% (24)	0.0% (0)	0.0% (0)	34.8% (16)	3.20	46
67. International programs and activities	13.0% (6)	26.1% (12)	0.0% (0)	0.0% (0)	60.9% (28)	3.33	46
answered question							46
skipped question							8

34. Questions 56-89 For each of these services, activities or programs that you used, please indicate the extent to which you were satisfied that they met your needs. For those that you did not use, mark the "Did Not Use" option.

68. International student support services	8.7% (4)	23.9% (11)	0.0% (0)	0.0% (0)	67.4% (31)	3.27	46
69. Internet and wireless access for study and research needs	17.4% (8)	69.6% (32)	4.3% (2)	0.0% (0)	8.7% (4)	3.14	46
70. Intramural Sports and Recreation	15.6% (7)	26.7% (12)	0.0% (0)	0.0% (0)	57.8% (26)	3.37	45
71. LGBT programs	4.4% (2)	22.2% (10)	2.2% (1)	0.0% (0)	71.1% (32)	3.08	45
72. Lowry Center/Developmental courses and tutoring	6.7% (3)	24.4% (11)	0.0% (0)	0.0% (0)	68.9% (31)	3.21	45
73. Library	13.3% (6)	53.3% (24)	0.0% (0)	0.0% (0)	33.3% (15)	3.20	45
74. MSU web site	24.4% (11)	71.1% (32)	4.4% (2)	0.0% (0)	0.0% (0)	3.20	45
75. NCAA Sports	17.8% (8)	22.2% (10)	2.2% (1)	0.0% (0)	57.8% (26)	3.37	45
76. Online courses that are not Blackboard or Canvas	6.7% (3)	24.4% (11)	0.0% (0)	0.0% (0)	68.9% (31)	3.21	45
77. Public Safety/Security Services	22.2% (10)	48.9% (22)	6.7% (3)	0.0% (0)	22.2% (10)	3.20	45
78. Registration through myGate	24.4% (11)	62.2% (28)	6.7% (3)	4.4% (2)	2.2% (1)	3.09	45
79. Residential College programming and activities	8.9% (4)	35.6% (16)	6.7% (3)	0.0% (0)	48.9% (22)	3.04	45
80. Scholarships/grants/student employment	33.3% (15)	51.1% (23)	6.7% (3)	0.0% (0)	8.9% (4)	3.29	45
81. Services for non-traditional students	6.7% (3)	24.4% (11)	0.0% (0)	0.0% (0)	68.9% (31)	3.21	45
answered question							46
skipped question							8


34. Questions 56-89 For each of these services, activities or programs that you used, please indicate the extent to which you were satisfied that they met your needs. For those that you did not use, mark the "Did Not Use" option.

82. Student Disability Services (SDS)	6.7% (3)	20.0% (9)	0.0% (0)	0.0% (0)	73.3% (33)	3.25	45
83. Transcript requests	13.3% (6)	57.8% (26)	4.4% (2)	2.2% (1)	22.2% (10)	3.06	45
84. Student Support Services (SSS)	11.1% (5)	31.1% (14)	0.0% (0)	0.0% (0)	57.8% (26)	3.26	45
85. Transfer Center	15.6% (7)	35.6% (16)	0.0% (0)	4.4% (2)	44.4% (20)	3.12	45
86. University Counseling Services	6.7% (3)	24.4% (11)	0.0% (0)	4.4% (2)	64.4% (29)	2.94	45
87. Veteran Services	4.5% (2)	18.2% (8)	0.0% (0)	2.3% (1)	75.0% (33)	3.00	44
88. Wellness Center	26.7% (12)	31.1% (14)	0.0% (0)	0.0% (0)	42.2% (19)	3.46	45
89. Women's Center	11.1% (5)	20.0% (9)	0.0% (0)	2.2% (1)	66.7% (30)	3.20	45
answered question							46
skipped question							8


Dy

35. 90. To what extent did you participate in Residential College activities?

		Response Percent	Response Count
Did not participate		55.6%	25
Frequently		6.7%	3
Occasionally		20.0%	9
Seldom		17.8%	8
answered question			45
skipped question			9



Dy



Dy

38. Questions 93-102 The University has formulated ten desired "Characteristics of the Murray State University Graduate." Please indicate how effective your MSU experience was in enhancing your abilities in each area.

	Very effective	Effective	Ineffective	Very ineffective	Rating Average	Rating Count
93. Engage in mature, independent and creative thought and express that thought effectively in oral and written communication;	29.5% (13)	68.2% (30)	2.3% (1)	0.0% (0)	3.27	44
94. Understand and apply the critical and scientific methodologies that academic disciplines employ to discover knowledge and ascertain its validity;	22.7% (10)	68.2% (30)	6.8% (3)	2.3% (1)	3.11	44
95. Apply sound standards of information gathering, analysis and evaluation to reach logical decisions;	27.3% (12)	63.6% (28)	6.8% (3)	2.3% (1)	3.16	44
96. Understand the roles and applications of science and technology in the solution of the problems of a changing world;	25.0% (11)	61.4% (27)	11.4% (5)	2.3% (1)	3.09	44
97. Demonstrate a critical understanding of the world's historical, literary, philosophical and artistic traditions;	20.5% (9)	63.6% (28)	11.4% (5)	4.5% (2)	3.00	44
98. Understand the dynamics of cultural diversity, of competing economic and political systems, and of complex moral and ethical issues;	25.0% (11)	63.6% (28)	9.1% (4)	2.3% (1)	3.11	44
99. Understand the nature of and engage in ethical behavior and responsible citizenship;	27.3% (12)	65.9% (29)	6.8% (3)	0.0% (0)	3.20	44
				answered question		44
				skipped question		10

38. Questions 93-102 The University has formulated ten desired "Characteristics of the Murray State University Graduate." Please indicate how effective your MSU experience was in enhancing your abilities in each area.

100. Understand the importance of the behaviors necessary to maintain a healthy lifestyle;	25.0% (11)	63.6% (28)	11.4% (5)	0.0% (0)	3.14	44
101. Demonstrate mastery of a chosen field of study;	27.3% (12)	70.5% (31)	2.3% (1)	0.0% (0)	3.25	44
102. Value intellectual pursuit and continuous learning in a changing world.	25.0% (11)	70.5% (31)	4.5% (2)	0.0% (0)	3.20	44
answered question						44
skipped question						10

Dy



Dy

39. 103. What do you expect to do after you graduate?

answered question 46

skipped question 8

40. 104. If you are already employed, how closely related is your job to your field of study?

		Response Percent	Response Count
Extremely close		13.6%	6
Somewhat close		18.2%	8
Somewhat different		0.0%	0
Extremely different		4.5%	2
I cannot determine		2.3%	1
		answered question	44
		skipped question	10

Dy

41. 105. If you intend to work full-time, what do you expect your salary to be?

		Response Percent	Response Count
Above \$75,000		2.2%	1
\$65,000 - \$75,000		0.0%	0
\$55,000 - \$64,999		0.0%	0
\$45,000 - \$54,999		8.7%	4
\$35,000 - \$44,999		65.2%	30
\$25,000 - \$34,999		13.0%	6
Below \$25,000		2.2%	1
Does not apply		8.7%	4
answered question			46
skipped question			8


Dy





Dy

44. Feedback:


	Response Count
	2
answered question	2
skipped question	52







Dy



45. 17. Please identify the program/major in which you are earning a degree. If you have a double major, check both of your majors. (Note: Liberal Arts and Integrated Studies Students, check Liberal Arts or Integrated Studies. Do not check your field of study as a major.)

Integrated Studies (BIS)	0.0%	0
General Studies (associate's)	0.0%	0
answered question		0
skipped question		54

